

Inflation-linked

ISIN Code : FR0010696617

Marketing communication

# GROUPAMA GLOBAL INFLATION LINKED NC

French mutual fund (FCP)

April 2025

Data as of

30/04/2025

## Total net assets

41,07 M €

## NAV per share

642,78 €

## Risk Return

Lower risk

1

2

3

4

5

6

7

Higher risk

Potentially lower return Potentially higher return This indicator represents the risk profile displayed in the KID. The risk category is not guaranteed and may change during the month.

## Recommended holding period

1 years

3 years

5 years

## Characteristics

Ticker Bloomberg	GRININN FP
Benchmark	Bloomberg Global Inflation-Linked (hedged)
SFDR classification	Article 8
Fund's inception date	26/01/2006
Unit inception date	18/12/2008
Reference currency	EUR
PEA	No
PEA-PME	No

## Fees

Maximum subscription fees	2,75%
Maximum redemption fees	-
Maximum direct management fees	1,50%
Maximum indirect management fees	0,00%

Morningstar rating

(Data as of 31/03/2025)



Category " EAA Fund Global Inflation-Linked Bond - EUR Hedged"

SFDR 8

## Terms and conditions

Valuation frequency	Daily
Type of share	Accumulation
Minimum initial subscription :	-
Centralisation cut-off time	11:00, Paris
Type of NAV per share	unknown
Payment	D+2
Transfer agent	CACEIS BANK

# GROUPAMA GLOBAL INFLATION LINKED NC

Inflation-linked

Data as of

30/04/2025

GROUPAMA GLOBAL INFLATION LINKED NC

BLOOMBERG GLOBAL INFLATION-LINKED (HEDGED)

## PORTFOLIO PERFORMANCE



Past performance does not guarantee future performance.

Source : Groupama AM

+ The management strategy was changed on 13/12/2022. Performance prior to that date reflects the previous strategy.

## Net cumulative returns in %

	YTD	1 month	3 months	1 year	3 years	5 years	10 years
Since	31/12/24	31/03/25	31/01/25	30/04/24	29/04/22	30/04/20	30/04/15
Fund	1,41	0,47	0,41	1,53	-13,70	-11,97	-6,75
Benchmark	1,39	0,19	0,47	2,13	-12,71	-10,20	0,61
Excess return	0,02	0,28	-0,06	-0,60	-0,99	-1,77	-7,36

## Net annual returns in %

	2024	2023	2022	2021	2020	2019	2018	2017	2016	2015
Fund	-2,84	1,91	-19,08	3,12	7,42	4,05	-3,73	0,59	7,74	-1,27
Benchmark	-2,26	2,18	-19,31	4,54	8,01	5,21	-2,46	1,22	8,83	-0,71
Excess return	-0,58	-0,27	0,24	-1,42	-0,59	-1,15	-1,27	-0,64	-1,09	-0,55

Source : Groupama AM

## Risk analysis

	1 year	3 years	5 years	10 years
Volatility	5,22%	8,26%	7,68%	6,89%
Benchmark volatility	5,34%	8,40%	7,85%	7,01%
Tracking Error (Ex-post)	1,04	0,89	0,75	0,71
Information Ratio	-0,58	-0,50	-0,50	-1,07
Sharpe Ratio	-0,13	-0,80	-0,52	-0,22
correlation coefficient	0,98	0,99	1,00	0,99
Beta	0,96	0,98	0,97	0,98

Source : Groupama AM

## Main risks related to the portfolio

Interest rate risk

Credit risk

Risk of capital loss

# GROUPAMA GLOBAL INFLATION LINKED NC

Inflation-linked

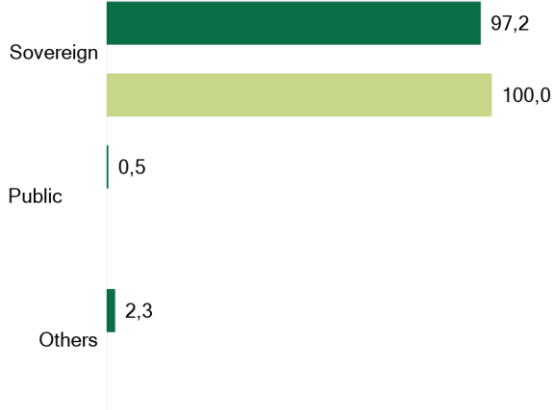
Data as of 30/04/2025

## UCI profile

Number of holdings	134	Yield to maturity	4,3%
Number of issuers	13	Modified duration	8.4
Portfolio average rating	A+	Duration	8.4
		Credit derivatives (in %)	0,00%

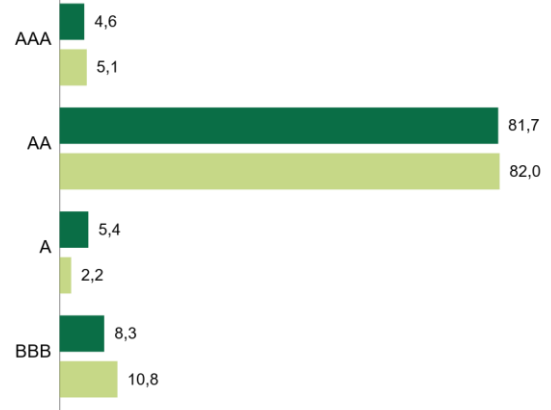
### GROUPAMA GLOBAL INFLATION LINKED NC

#### Breakdown by type of issuer (as % of assets, excluding liquidity)

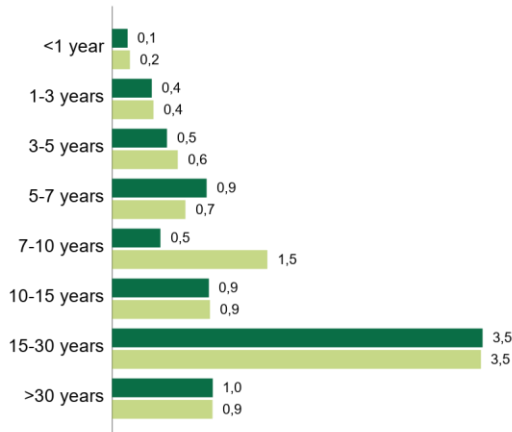


### BLOOMBERG GLOBAL INFLATION-LINKED (HEDGED)

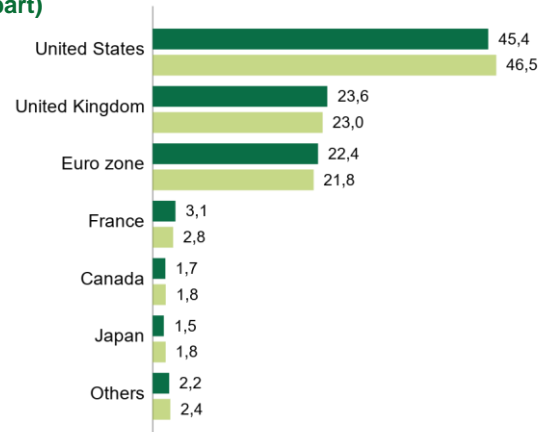
#### Breakdown by rating (in % of assets, excluding liquidity)



#### Modified duration breakdown by maturity



#### Indexation zone breakdown (in % of the Fixed Income part)



#### Top ten holdings in the portfolio (in % of assets)

	Country	Sector	% of the asset
TII 0 1/8 01/15/30	United States	Government	2,3%
TII 3 3/8 04/15/32	United States	Government	2,1%
TII 1 1/8 01/15/33	United States	Government	2,1%
TII 0 1/8 01/15/31	United States	Government	2,1%
TII 0 5/8 07/15/32	United States	Government	2,0%
TII 0 3/8 01/15/27	United States	Government	2,0%
TII 2 3/8 10/15/28	United States	Government	1,9%
TII 1 3/8 07/15/33	United States	Government	1,8%
BTPS 0.4 05/15/30	Italy	Government	1,8%
TII 3 5/8 04/15/28	United States	Government	1,7%
<b>Total</b>			<b>19,8%</b>

# GROUPAMA GLOBAL INFLATION LINKED NC

Inflation-linked

Data as of 30/04/2025

## Investment team

François FREYSSINIER

Damien TEULON

Source : Groupama AM

## Data source

© 2025 Morningstar. All rights reserved. The information, data, analysis and opinions contained herein (1) include proprietary information of Morningstar, (2) may not be copied or redistributed, (3) do not constitute investment advice offered by Morningstar, (4) are provided for information purposes only and, as such, do not constitute an offer to buy or sell any security, and (5) are not guaranteed to be correct, complete or accurate. Morningstar shall not be liable for any business decisions, damages or other losses caused by or related to such information, intelligence, analyses or opinions or their use.

## Historical modifications of the benchmark (10 years)

01/10/2012 - 07/03/2018	Bloomberg Global Inflation-Linked (hedged)
07/03/2018	Barclays Global Inflation-Linked (hedged)

## Disclaimer

Groupama Asset Management disclaims any liability in the event of alteration, distortion or falsification of this document. Any unauthorised modification, use or distribution thereof, in whole or in part, in any manner whatsoever, is prohibited.

Past performance is no guarantee of future performance and is not constant over time.

Sustainability information is available at <https://www.groupama-am.com/fr/finance-durable/>.

The information contained in this publication is based on sources that we consider reliable, but we do not guarantee that it is accurate, complete, valid or relevant. This Document may be modified at any time without prior notice.

Under no circumstances does this non-contractual document constitute a recommendation, a solicitation of an offer or an offer for purchase, sale or arbitrage, and should in no case be interpreted as such.

Investment carries a risk of capital loss. Before investing, investors should read the UCI's prospectus or key information document (KID). These and other periodic documents can be obtained free of charge on request from Groupama AM or at [www.groupama-am.com](http://www.groupama-am.com).

The Management Company may at any time decide to terminate the marketing of the Fund in one or more jurisdictions.

Access to the products and services presented may be subject to restrictions with regard to certain persons or certain countries. The tax treatment depends on each person's situation.

Spain: The Prospectus and the Investor Information Document available in Spanish and the annual and semi-annual reports can be obtained from Groupama Asset Management SA sucursal en España, Paseo de la Castellana 95 28 Torre Europa, Madrid, registered under number 5 in the SGIC register of the CNMV or at [www.groupama-am.com/es](http://www.groupama-am.com/es).

Italy: the Prospectus and the Investor Information Document available in Italian and the annual and semi-annual reports can be obtained from Groupama AM succursale italiana, Via di Santa Teresa 35, Roma or at [www.groupama-am.fr/it](http://www.groupama-am.fr/it).

Switzerland: the SICAV complies with Swiss law on distribution to qualified investors in Switzerland. The local Representative is ACOLIN Fund Services AG, Leutschenbachstrasse 50, CH-8050 Zurich and the Paying Agent for Sub-Funds registered for public offering in Switzerland is Banque Cantonale de Genève, Quai de l'Île, CH-1204 Geneva. This document may be published, transmitted or distributed, but does not constitute an offer to the public in Switzerland. Recipients of this document in Switzerland must not pass it on to a third party without first consulting their legal advisor or other professional advisor or representative.

Belgium: the Prospectus and the Investor Information Document available in French and the current annual and semi-annual reports can be obtained from CACEIS Bank, Belgium Branch, Avenue du Port 86, 1000 Brussels or at [groupama-am.fr/be](http://groupama-am.fr/be).

Germany: the Prospectus and the Investor Information Document available in German and the current annual and semi-annual reports can be obtained from CACEIS Germany, Lilienthalallee 36, 80939 Munich, Germany.

Portugal: the Prospectus and the Investor Information Document available in Portuguese and the current annual and semi-annual reports can be obtained from Bancobest, rue Castilho 26, Piso 2, 1250-069 Lisbon, Portugal.

Netherlands: the Prospectus and the Investor Information Document available in Dutch and the current annual and semi-annual reports can be obtained from Groupama AM.