

G FUND - GLOBAL DISRUPTION NC

Sub-fund of the Luxembourg SICAV G FUND

March 2024

Data as of

28/03/2024

Total net assets

249,05 M €

NAV per share

256,2 €

Risk Return

Lower risk

1 2 3 4 5 6 7

Higher risk

Potentially lower return This indicator represents the risk profile displayed in the KID. The risk category is not guaranteed and may change during the month. Potentially higher return

Investment term

2 years 3 years 5 years 7 years

Characteristics

Ticker Bloomberg	GNRRNCE LX
Benchmark	MSCI World € clôture (dividendes nets réinvestis)
SFDR classification	Article 8
Sub-fund inception date	17/12/2018
Unit inception date	17/12/2018
devise_valorisation_fonds	USD
PEA	No
PEA-PME	No

Fees

Maximum subscription fees	3,00%
Maximum redemption fees	-
Maximum direct management fees	2,00%
Maximum indirect management fees	0,00%

Morningstar rating
(Data as of 29/02/2024)



Category " EAA Fund Global Large-Cap Growth Equity"

Terms and conditions

Valuation frequency	Daily
Type of share	Accumulation
Minimum initial subscription :	-
Centralisation cut-off time	12:00, Luxembourg
Type of NAV per share	unknown
Payment	D+2
Centralizer	CACEIS BANK, Luxembourg branch

G FUND - GLOBAL DISRUPTION NC

MSCI WORLD € CLÔTURE (DIVIDENDES NETS RÉINVESTIS)

PORTFOLIO PERFORMANCE



Past performance does not guarantee future performance.

Source : Groupama AM

Net cumulative returns in %

	YTD	1 month	3 months	1 year	3 years	5 years	10 years
Since	29/12/23	29/02/24	29/12/23	31/03/23	31/03/21	29/03/19	-
Fund	13,34	3,29	13,34	32,95	56,16	116,70	-
Benchmark	11,33	3,39	11,33	25,82	39,36	83,77	-
Excess return	2,01	-0,10	2,01	7,13	16,80	32,93	-

Net annual returns %

	2023	2022	2021	2020	2019	2018	2017	2016	2015	2014
Fund	24,81	-16,47	41,30	23,25	22,53	-	-	-	-	-
Benchmark	19,60	-12,78	31,07	6,33	30,02	-	-	-	-	-
Excess return	5,21	-3,69	10,23	16,91	-7,49	-	-	-	-	-

Source : Groupama AM

Risk analysis

	1 year	3 years	5 years	10 years
Volatility	12,77%	16,25%	17,96%	-
Benchmark volatility	9,85%	13,10%	16,51%	-
Tracking Error (Ex-post)	6,14	7,26	7,72	-
Information Ratio	1,17	0,56	0,51	-
Sharpe Ratio	1,96	0,81	0,82	-
correlation coefficient	0,88	0,90	0,90	-
Beta	1,15	1,12	0,98	-

Source : Groupama AM

Main risks related to the portfolio

Equity risk

Foreign exchange risk

Risk of capital loss

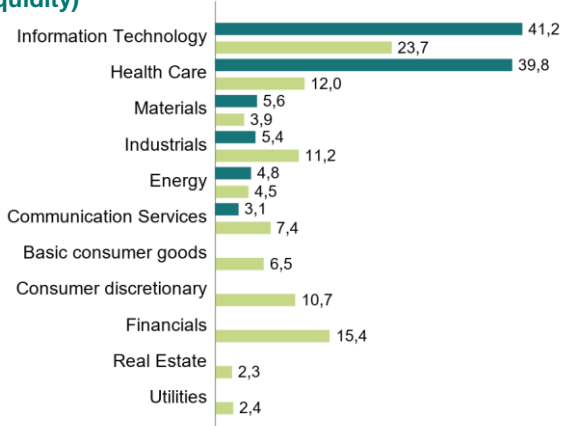
UCI profile

Number of holdings	40
Average capitalization	210,89 Bn €
Median capitalization	22,76 Bn €

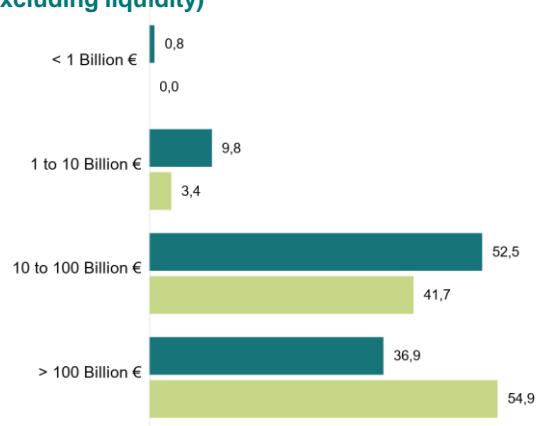


G FUND - GLOBAL DISRUPTION NC

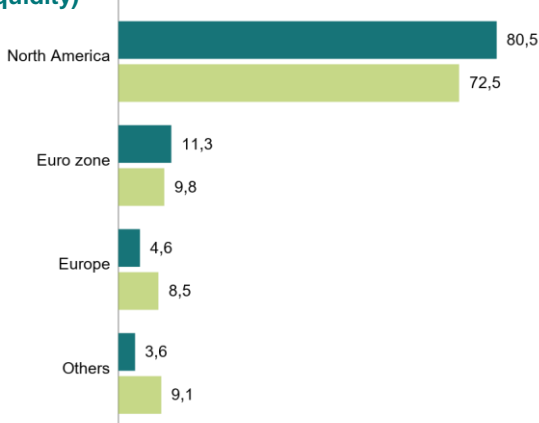
Sector breakdown (as % of assets, excluding liquidity)



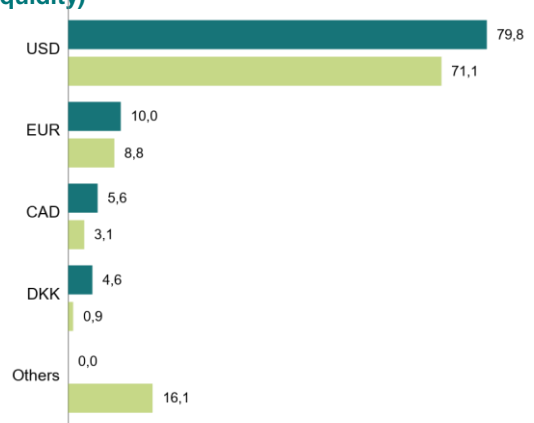
Breakdown by market capitalisation (as % of assets, excluding liquidity)



Geographical breakdown (as % of assets, excluding liquidity)



Breakdown by currency (as % of assets, excluding liquidity)



Top ten equity lines in the portfolio

Equity Line	Country	Sector	Asset %
TECK RESOURCES LTD-CLS B	Canada	Materials	5,46%
MICROSOFT CORP	United States	Information Technology	5,41%
REGENERON PHARMACEUTICALS	United States	Health Care	5,16%
MOTOROLA SOLUTIONS INC	United States	Information Technology	4,78%
INTUITIVE SURGICAL INC	United States	Health Care	4,74%
BROADCOM INC	United States	Information Technology	4,63%
BAKER HUGHES CO	United States	Energy	4,52%
NOVO NORDISK A/S-B	Denmark	Health Care	4,48%
CADENCE DESIGN SYS INC	United States	Information Technology	4,41%
NVIDIA CORP	United States	Information Technology	4,11%
Total			47,71%

Investment team

Philippe VIALLE

Alessandro ROGGERO

Julia KUNG

Source : Groupama AM

Data source

© 2022 Morningstar. All rights reserved. The information, data, analysis and opinions contained herein (1) include proprietary information of Morningstar, (2) may not be copied or redistributed, (3) do not constitute investment advice offered by Morningstar, (4) are provided for information purposes only and, as such, do not constitute an offer to buy or sell any security, and (5) are not guaranteed to be correct, complete or accurate. Morningstar shall not be liable for any business decisions, damages or other losses caused by or related to such information, intelligence, analyses or opinions or their use.

Historical modifications of the benchmark (10 years)

No

Disclaimer

Groupama Asset Management disclaims any liability in the event of alteration, distortion or falsification of this document. Any unauthorised modification, use or distribution thereof, in whole or in part, in any manner whatsoever, is prohibited.

Past performance is no guarantee of future performance and is not constant over time.

Sustainability information is available at <https://www.groupama-am.com/fr/finance-durable/>.

The information contained in this publication is based on sources that we consider reliable, but we do not guarantee that it is accurate, complete, valid or relevant. This Document may be modified at any time without prior notice.

Under no circumstances does this non-contractual document constitute a recommendation, a solicitation of an offer or an offer for purchase, sale or arbitrage, and should in no case be interpreted as such.

Investment carries a risk of capital loss. Before investing, investors should read the SICAV's prospectus or key information document (KID). These and other periodic documents can be obtained free of charge on request from Groupama AM or at www.groupama-am.com.

Sub-fund of G FUND, an open-ended investment company (SICAV) incorporated under Luxembourg law in the form of a Société Anonyme (public limited company) - domiciled at 5 allée Scheffer - L-2520 Luxembourg. It is approved by the Commission de Surveillance du Secteur Financier (CSSF) and governed by the provisions of part I of the Law of 17 December 2010, in accordance with Directive 2009/65/EC of the European Parliament and of the Council of 13 July 2009.

The SICAV's representative in France is CACEIS, 89-91 rue Gabriel Péri, 92190 Montrouge, France.

Not all sub-funds of the SICAV will necessarily be registered or authorised for sale in all jurisdictions or be available to all investors. The Management Company may at any time decide to terminate the marketing of the Sub-Fund in one or more jurisdictions.

Access to the products and services presented may be subject to restrictions with regard to certain persons or certain countries. The tax treatment depends on each person's situation.

Spain: The Prospectus and the Investor Information Document available in Spanish and the annual and semi-annual reports can be obtained from Groupama Asset Management SA sucursal en España, Paseo de la Castellana 95 28 Torre Europa, Madrid, registered under number 5 in the SGIIC register of the CNMV or at www.groupama-am.com/es.

Italy: the Prospectus and the Investor Information Document available in Italian and the annual and semi-annual reports can be obtained from Groupama AM succursale italiana, Via di Santa Teresa 35, Roma or at www.groupama-am.fr/it.

Switzerland: the SICAV complies with Swiss law on distribution to qualified investors in Switzerland. The local Representative is ACOLIN Fund Services AG, Leutschenbachstrasse 50, CH-8050 Zurich and the Paying Agent for Sub-Funds registered for public offering in Switzerland is Banque Cantonale de Genève, Quai de l'Île, CH-1204 Geneve. This document may be published, transmitted or distributed, but does not constitute an offer to the public in Switzerland. Recipients of this document in Switzerland must not pass it on to a third party without first consulting their legal advisor or other professional advisor or representative.

Belgium: the Prospectus and the Investor Information Document available in French and the current annual and semi-annual reports can be obtained from CACEIS Bank, Belgium Branch, Avenue du Port 86, 1000 Brussels or at groupama-am.fr/be.

Germany: the Prospectus and the Investor Information Document available in German and the current annual and semi-annual reports can be obtained from CACEIS Germany, Lilienthalallee 36, 80939 Munich, Germany.

Portugal: the Prospectus and the Investor Information Document available in Portuguese and the current annual and semi-annual reports can be obtained from Bancobest, rue Castilho 26, Piso 2, 1250-069 Lisbon, Portugal.

Netherlands: the Prospectus and the Investor Information Document available in Dutch and the current annual and semi-annual reports can be obtained from Groupama AM.