

**G FUND - ALPHA FIXED INCOME ND**

Sub-fund of the Luxembourg SICAV G FUND

**March 2024**

Data as of

**28/03/2024****Total net assets**

721,39 M €

**NAV per share**

105,47 €

**Risk Return**

Lower risk

1 2 3 4 5 6 7

Higher risk

Potentially lower return

This indicator represents the risk profile displayed in the KID. The risk category is not guaranteed and may change during the month.

Potentially higher return

**Investment term**

6 months 18 months 2 years 3 years

**Characteristics**

Ticker Bloomberg	GAPFIND LX
Benchmark	Capitalized ESTER
SFDR classification	Article 8
Sub-fund inception date	15/12/2010
Unit inception date	09/06/2022
Reference currency	EUR
PEA	No
PEA-PME	No

**Fees**

Maximum subscription fees	2,00%
Maximum redemption fees	-
Maximum direct management fees	1,00%
Maximum indirect management fees	0,00%

**SFDR 8****Terms and conditions**

Valuation frequency	Daily
Type of share	Distribution
Minimum initial subscription :	-
Centralisation cut-off time	12:00, Luxembourg
Type of NAV per share	unknown
Payment	D+2
Centralizer	CACEIS BANK, Luxembourg branch

# G FUND - ALPHA FIXED INCOME ND

Absolute Performance

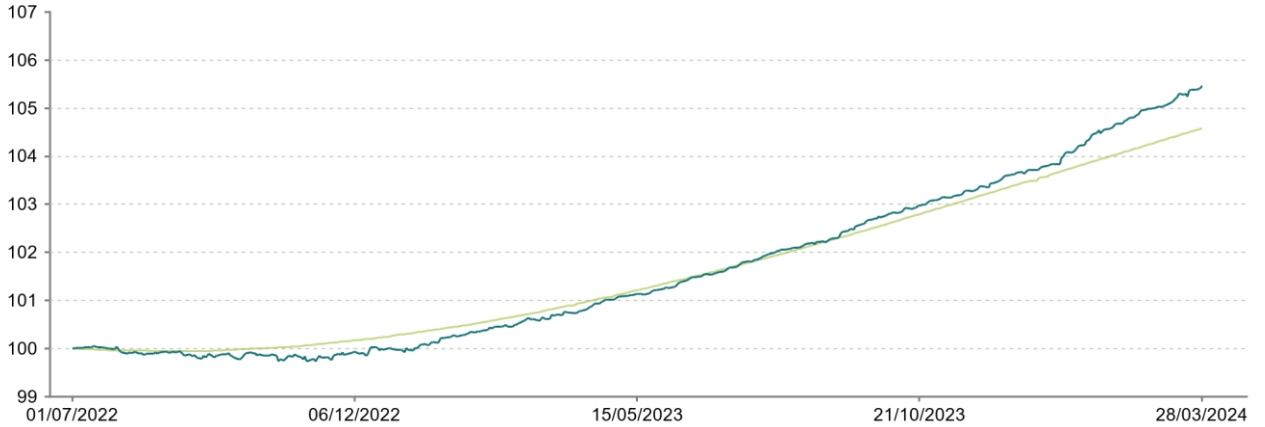
Data as of

28/03/2024

G FUND - ALPHA FIXED INCOME ND

CAPITALIZED ESTER

## PORTFOLIO PERFORMANCE



Past performance does not guarantee future performance.

Source : Groupama AM

## Net cumulative returns in %

	YTD	1 month	3 months	1 year	3 years	5 years	10 years
Since	29/12/23	29/02/24	29/12/23	31/03/23	-	-	-
Fund	1,63	0,45	1,63	4,73	-	-	-
Benchmark	0,98	0,30	0,98	3,71	-	-	-
Excess return	0,65	0,14	0,65	1,02	-	-	-

## Net annual returns %

	2023	2022	2021	2020	2019	2018	2017	2016	2015	2014
Fund	3,80	-	-	-	-	-	-	-	-	-
Benchmark	3,28	-	-	-	-	-	-	-	-	-
Excess return	0,52	-	-	-	-	-	-	-	-	-

## Risk analysis

	1 year	3 years	5 years	10 years
Volatility	0,36%	-	-	-
Benchmark volatility	0,06%	-	-	-
Sharpe Ratio	2,98	-	-	-

## Main risks related to the portfolio

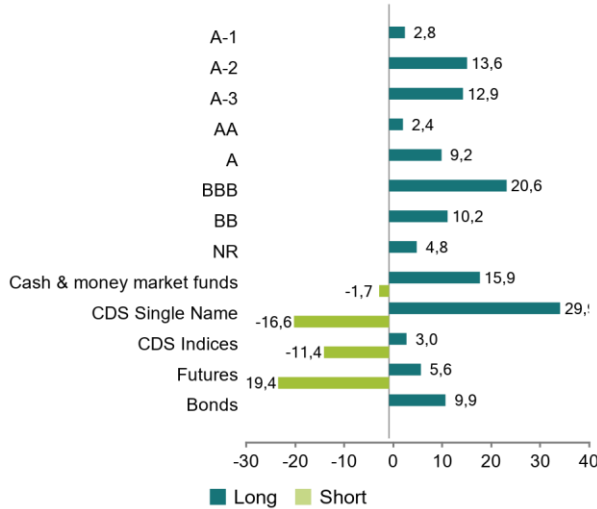
Credit risk	
Interest rate risk	
Liquidity risk	
Use of derivatives	

## Portfolio composition (in % of the asset)

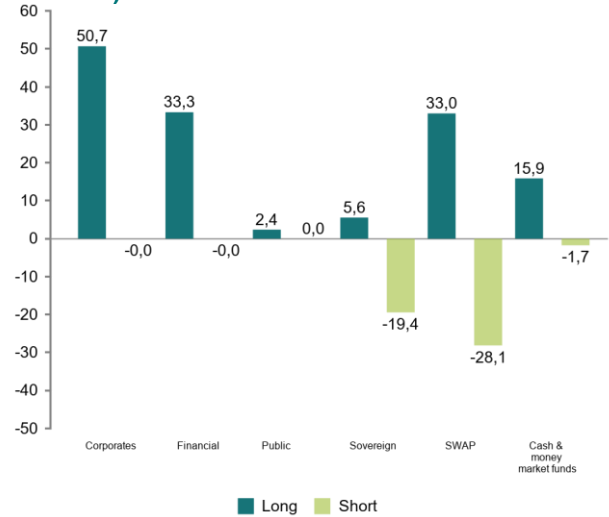
Instruments	Weight
Bonds	52,18
CDS Single Name	13,28
CDS Indices	-8,34

Instruments	Weight
Futures	-13,85
ECP/CD	34,18
Cash & money market funds	14,15

## Asset breakdown by rating (in % of the exposure of the asset)



## Breakdown by type of issuer (in % of the exposure of the asset)



## Fund manager's report

In March, global equity markets remained unfailingly optimistic. Buoyed by the AI wave and accommodating statements from FOMC members, many markets hit new record highs, and credit indices tightened sharply in their wake. The appetite for tech stocks also drove cryptos higher. Although enthusiasm in the bond market continued, it was nevertheless more muted. While interest rates have fallen, many market participants have doubts about a rapid and permanent fall in inflation. Against this backdrop, it is not surprising that cash credit performance continues to lag behind derivatives. This fall in bases logically weighed on the fund's performance. We were nonetheless able to make significant gains through dynamic management of our hedged bond portfolio. Our understanding of flows (e.g. technical factors such as purchases of IG benchmarked funds, ETFs, insurers and portfolio trades) enabled us to take advantage of the primary market. The contributions were very fragmented, but we can nevertheless cite Delhaize, Stellantis and Ab InBev as examples.

## Investment team

Frédéric AUBIN

Laurent FABIANI-LAGARDE

Damien MARTIN

Julien BEAUPUIS

## Data source

© 2022 Morningstar. All rights reserved. The information, data, analysis and opinions contained herein (1) include proprietary information of Morningstar, (2) may not be copied or redistributed, (3) do not constitute investment advice offered by Morningstar, (4) are provided for information purposes only and, as such, do not constitute an offer to buy or sell any security, and (5) are not guaranteed to be correct, complete or accurate. Morningstar shall not be liable for any business decisions, damages or other losses caused by or related to such information, intelligence, analyses or opinions or their use.

## Disclaimer

Groupama Asset Management disclaims any liability in the event of alteration, distortion or falsification of this document. Any unauthorised modification, use or distribution thereof, in whole or in part, in any manner whatsoever, is prohibited.

Past performance is no guarantee of future performance and is not constant over time.

Sustainability information is available at <https://www.groupama-am.com/fr/finance-durable/>.

The information contained in this publication is based on sources that we consider reliable, but we do not guarantee that it is accurate, complete, valid or relevant. This Document may be modified at any time without prior notice.

Under no circumstances does this non-contractual document constitute a recommendation, a solicitation of an offer or an offer for purchase, sale or arbitrage, and should in no case be interpreted as such.

Investment carries a risk of capital loss. Before investing, investors should read the SICAV's prospectus or key information document (KID). These and other periodic documents can be obtained free of charge on request from Groupama AM or at [www.groupama-am.com](http://www.groupama-am.com).

Sub-fund of G FUND, an open-ended investment company (SICAV) incorporated under Luxembourg law in the form of a Société Anonyme (public limited company) - domiciled at 5 allée Scheffer - L-2520 Luxembourg. It is approved by the Commission de Surveillance du Secteur Financier (CSSF) and governed by the provisions of part I of the Law of 17 December 2010, in accordance with Directive 2009/65/EC of the European Parliament and of the Council of 13 July 2009.

The SICAV's representative in France is CACEIS, 89-91 rue Gabriel Péri, 92190 Montrouge, France.

Not all sub-funds of the SICAV will necessarily be registered or authorised for sale in all jurisdictions or be available to all investors. The Management Company may at any time decide to terminate the marketing of the Sub-Fund in one or more jurisdictions.

Access to the products and services presented may be subject to restrictions with regard to certain persons or certain countries. The tax treatment depends on each person's situation.

Spain: The Prospectus and the Investor Information Document available in Spanish and the annual and semi-annual reports can be obtained from Groupama Asset Management SA sucursal en España, Paseo de la Castellana 95 28 Torre Europa, Madrid, registered under number 5 in the SGIIC register of the CNMV or at [www.groupama-am.com/es](http://www.groupama-am.com/es).

Italy: the Prospectus and the Investor Information Document available in Italian and the annual and semi-annual reports can be obtained from Groupama AM succursale italiana, Via di Santa Teresa 35, Roma or at [www.groupama-am.fr/it](http://www.groupama-am.fr/it).

Switzerland: the SICAV complies with Swiss law on distribution to qualified investors in Switzerland. The local Representative is ACOLIN Fund Services AG, Leutchenbachstrasse 50, CH-8050 Zurich and the Paying Agent for Sub-Funds registered for public offering in Switzerland is Banque Cantonale de Genève, Quai de l'Île, CH-1204 Geneva. This document may be published, transmitted or distributed, but does not constitute an offer to the public in Switzerland. Recipients of this document in Switzerland must not pass it on to a third party without first consulting their legal advisor or other professional advisor or representative.

Belgium: the Prospectus and the Investor Information Document available in French and the current annual and semi-annual reports can be obtained from CACEIS Bank, Belgium Branch, Avenue du Port 86, 1000 Brussels or at [groupama-am.fr/be](http://groupama-am.fr/be).

Germany: the Prospectus and the Investor Information Document available in German and the current annual and semi-annual reports can be obtained from CACEIS Germany, Lilienthalallee 36, 80939 Munich, Germany.

Portugal: the Prospectus and the Investor Information Document available in Portuguese and the current annual and semi-annual reports can be obtained from Bancobest, rue Castilho 26, Piso 2, 1250-069 Lisbon, Portugal.

Netherlands: the Prospectus and the Investor Information Document available in Dutch and the current annual and semi-annual reports can be obtained from Groupama AM.