

Government bonds

ISIN Code : FR0010693101

Marketing communication

GROUPAMA ETAT EURO CT M

French mutual fund (FCP)

June 2023

Data as of

30/06/2023

Total net assets

17,34 M €

NAV per share

111,05 €

Risk Return

Lower risk

1 2 3 4 5 6 7

Higher risk

Potentially lower return

This indicator represents the risk profile displayed in the KID. The risk category is not guaranteed and may change during the month.

Potentially higher return

Investment term

1 year

3 years

5 years

Characteristics

Ticker Bloomberg	FISOGEM FP
Benchmark	Bloomberg Euro Aggregate Treasury 1-3 closing
SFDR classification	Article 6
Fund's inception date	20/07/1994
Unit inception date	19/12/2008
Reference currency	EUR
PEA	No

Fees

Maximum subscription fees	2,00%
Maximum redemption fees	-
Maximum direct management fees	1,00%
Maximum indirect management fees	0,00%

Morningstar rating
 Category "EAA Fund EUR Government Bond - Short Term"
 (Data as of 31/05/2023)



Terms and conditions

Valuation frequency	Daily
Type of share	Accumulation
Minimum initial subscription :	-
Centralisation cut-off time	11:00, Paris
Type of NAV per share	unknown
Payment	D+3
Centralizer	CACEIS BANK

Past performance does not guarantee future performance.

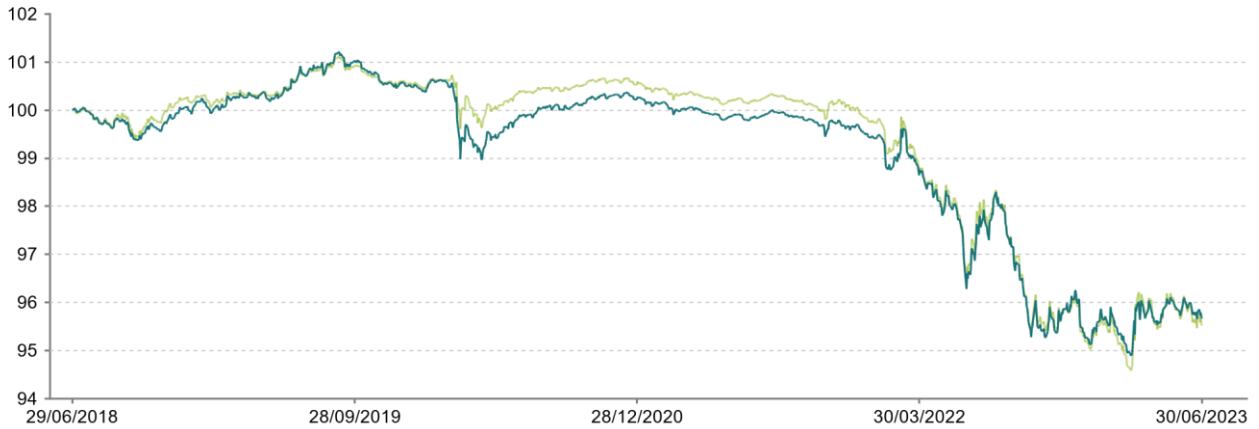


Groupama
ASSET MANAGEMENT

GROUPAMA ETAT EURO CT M

BLOOMBERG EURO AGGREGATE TREASURY 1-3
CLÔTURE

Returns 5 years (on a basis of 100)



Past performance does not guarantee future performance.

Source : Groupama AM

Net cumulative returns in %

	YTD	1 month	3 months	1 year	3 years	5 years	10 years
Since	30/12/22	31/05/23	31/03/23	30/06/22	30/06/20	29/06/18	-
Fund	0,57	-0,41	-0,05	-1,65	-4,23	-4,32	-
Benchmark	0,51	-0,61	-0,24	-2,06	-4,86	-4,47	-
Excess return	0,06	0,19	0,19	0,41	0,62	0,15	-

Net annual returns %

	2022	2021	2020	2019	2018	2017	2016	2015	2014	2013
Fund	-4,42	-0,72	-0,22	0,42	-0,43	-0,06	0,09	0,49	2,42	1,69
Benchmark	-4,82	-0,70	0,02	0,28	-0,09	-0,34	0,38	0,79	1,80	1,75
Excess return	0,39	-0,02	-0,24	0,14	-0,33	0,28	-0,28	-0,30	0,61	-0,06

Source : Groupama AM

Risk analysis

	1 year	3 years	5 years	10 years
Volatility	2,04%	1,59%	1,38%	-
Benchmark volatility	2,31%	1,72%	1,43%	-
Tracking Error (Ex-post)	0,54	0,37	0,35	-
Information Ratio	0,78	0,57	0,07	-
Sharpe Ratio	-1,77	-1,02	-0,60	-
correlation coefficient	0,98	0,98	0,97	-
Beta	0,86	0,90	0,94	-

Source : Groupama AM

Main risks related to the portfolio

Interest rate risk

Credit risk

Risk of capital loss

UCI profile

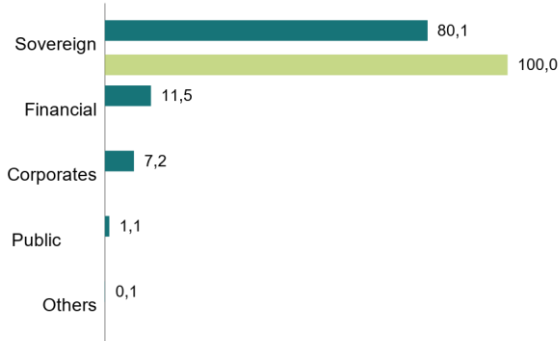
Number of holdings	53
Number of issuers	30
Portfolio average rating	A-

Credit derivatives (in %)	0,00%
---------------------------	-------

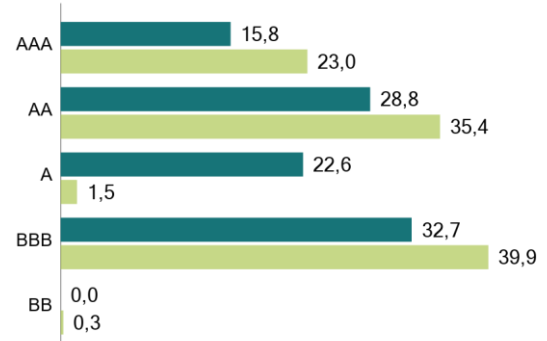
GROUPAMA ETAT EURO CT M

BLOOMBERG EURO AGGREGATE TREASURY 1-3 CLÔTURE

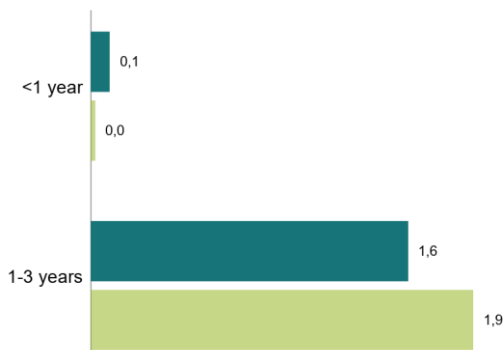
Breakdown by type of issuer (as % of assets, excluding liquidity)



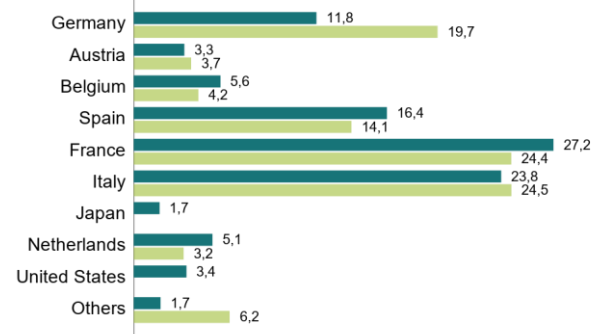
Breakdown by rating (in % of assets, excluding liquidity)



Modified duration breakdown by maturity



Geographical breakdown (as % of assets, excluding liquidity)



Top ten lines in the portfolio (in % of assets)

	Country	Sector	% of the asset
KINGDOM OF SPAIN	Spain	Treasuries	5,6%
FRENCH REPUBLIC - Groupe	France	Treasuries	5,5%
KINGDOM OF SPAIN	Spain	Treasuries	5,4%
REPUBLIC OF ITALY - Groupe	Italy	Treasuries	3,0%
REPUBLIC OF ITALY - Groupe	Italy	Treasuries	2,9%
REPUBLIC OF ITALY - Groupe	Italy	Treasuries	2,9%
KINGDOM OF THE NETHERLANDS - Groupe	Netherlands	Treasuries	2,9%
FEDERAL REPUBLIC OF GERMANY - Groupe	Germany	Treasuries	2,9%
KINGDOM OF BELGIUM - Groupe	Belgium	Treasuries	2,9%
FRENCH REPUBLIC - Groupe	France	Treasuries	2,9%
Total			36,8%

Source : Groupama AM

Investment team

Marie-Françoise GIRAUD

François FREYSSINIER

Source : Groupama AM

Data source

© 2022 Morningstar. All rights reserved. The information, data, analysis and opinions contained herein (1) include proprietary information of Morningstar, (2) may not be copied or redistributed, (3) do not constitute investment advice offered by Morningstar, (4) are provided for information purposes only and, as such, do not constitute an offer to buy or sell any security, and (5) are not guaranteed to be correct, complete or accurate. Morningstar shall not be liable for any business decisions, damages or other losses caused by or related to such information, intelligence, analyses or opinions or their use.

Historical modifications of the benchmark (10 years)

03/03/2007 - 02/11/2015	Euromts1-3 years closing
02/11/2015 - 24/08/2021	Barclays Capital Euro Aggregate Treasury 1-3
24/08/2021	Bloomberg Euro Aggregate Treasury 1-3 closing

Disclaimer

This document has been prepared for informational purposes only. Groupama Asset Management and its subsidiaries waive all liability in the event this document is altered, misrepresented or falsified. Any unauthorized changes, use or disclosure in part or in full is strictly prohibited. Past performances are not reliable indicators of future results. The investor is warned that the fund will not necessarily be registered or authorized for sale in all jurisdictions or be available to all investors. Prior to investing, all investors must review the UCITS prospectus or Key Information Document (KID), its latest annual and semi-annual reports and its articles of incorporation. These documents and other periodic documents may be obtained free of charge upon request to the registered office or respectively at the office of the representative agent duly authorized and agreed by the relevant authority of each relevant concerned jurisdiction or at www.groupama-am.com. The information contained in this publication is based on sources we deem reliable. However we make no guarantee as to their accuracy, completeness, validity or relevance. This non-contractual material in no way constitutes a recommendation, or a solicitation of an offer of sale, purchase, or arbitrage, and shall under no circumstances be interpreted as such. The sales teams at Groupama Asset Management and its subsidiaries are at your disposal to provide you with personalized advice. Published by Groupama Asset Management – Registered office: 25, rue de la ville l'Evêque, 75008 Paris - Website: www.groupama-am.com