

State

ISIN Code : FR0010973149

Marketing communication

GROUPAMA EURO GOVIES ZD

French mutual fund (FCP)

April 2025

Data as of

30/04/2025



SFDR 8

Morningstar rating

(Data as of 31/03/2025)



Category " EAA Fund EUR Government Bond"

Total net assets

755,61 M €

NAV per share

10 933,07 €

Risk Return

Lower risk 1 2 **3** 4 5 6 7 Higher risk

Potentially lower return Potentially higher return This indicator represents the risk profile displayed in the KID. The risk category is not guaranteed and may change during the month.

Recommended holding period

1 years 3 years 5 years

Characteristics

Ticker Bloomberg	GREISRI FP
Benchmark	Bloomberg Euro Aggregate Treasury
SFDR classification	Article 8
Fund's inception date	02/03/2011
Unit inception date	02/03/2011
Reference currency	EUR
PEA	No
PEA-PME	No

Fees

Maximum subscription fees	2,75%
Maximum redemption fees	-
Maximum direct management fees	1,00%
Maximum indirect management fees	0,00%

Terms and conditions

Valuation frequency	Daily
Type of share	Distribution
Minimum initial subscription :	-
Centralisation cut-off time	11:00, Paris
Type of NAV per share	unknown
Payment	D+2
Transfer agent	CACEIS BANK

GROUPAMA EURO GOVIES ZD

BLOOMBERG EURO AGGREGATE TREASURY

PORTFOLIO PERFORMANCE



Past performance does not guarantee future performance.

Source : Groupama AM

Net cumulative returns in %

	YTD	1 month	3 months	1 year	3 years	5 years	10 years
Since	31/12/24	31/03/25	31/01/25	30/04/24	29/04/22	30/04/20	30/04/15
Fund	0,59	1,91	0,76	4,41	-2,10	-10,54	-3,42
Benchmark	0,62	1,96	0,83	4,65	-1,71	-9,94	0,12
Excess return	-0,02	-0,05	-0,07	-0,24	-0,39	-0,59	-3,55

Net annual returns in %

	2024	2023	2022	2021	2020	2019	2018	2017	2016	2015
Fund	1,66	6,96	-18,32	-3,87	4,43	6,89	0,29	-0,28	2,66	1,00
Benchmark	1,88	7,13	-18,46	-3,46	4,99	6,77	0,98	0,17	3,23	1,82
Excess return	-0,22	-0,17	0,15	-0,42	-0,56	0,12	-0,68	-0,45	-0,57	-0,82

Source : Groupama AM

Risk analysis

	1 year	3 years	5 years	10 years
Volatility	4,69%	6,77%	6,00%	5,17%
Benchmark volatility	4,74%	7,02%	6,21%	5,28%
Tracking Error (Ex-post)	0,46	0,55	0,46	0,64
Information Ratio	-0,53	-0,24	-0,26	-0,57
Sharpe Ratio	0,46	-0,41	-0,57	-0,20
correlation coefficient	1,00	1,00	1,00	0,99
Beta	0,99	0,96	0,96	0,97

Source : Groupama AM

Main risks related to the portfolio

Interest rate risk

Credit risk

Risk of capital loss

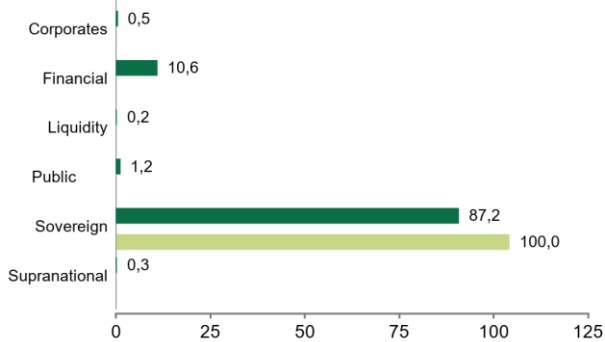
UCI profile

Number of holdings	172	Yield to maturity	3,1%
Number of issuers	57	Modified duration	7.1
Portfolio average rating	A	Duration	7.3
		Credit derivatives (in %)	0,00%

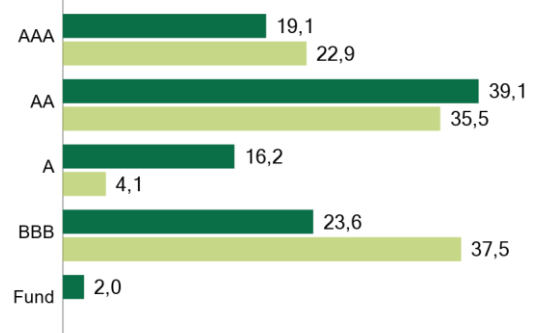
GROUPAMA EURO GOVIES ZD

BLOOMBERG EURO AGGREGATE TREASURY

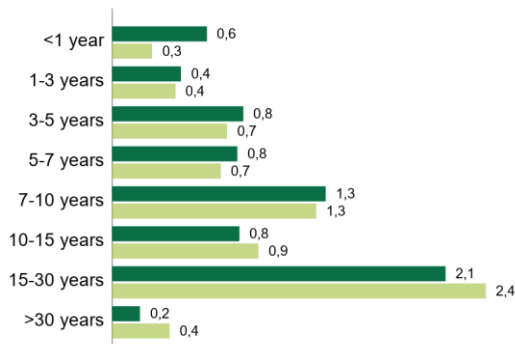
Breakdown by type of issuer (as % of assets, excluding liquidity)



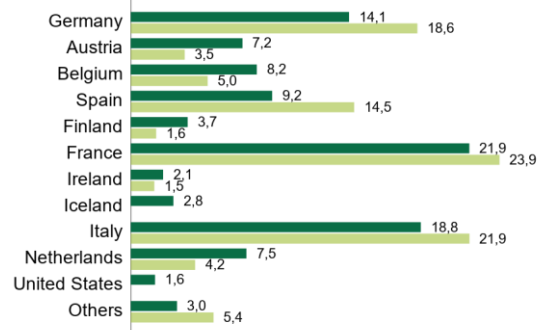
Breakdown by rating (in % of assets, excluding liquidity)



Modified duration breakdown by maturity



Geographical breakdown (as % of assets, excluding liquidity)



Source : Groupama AM

Top ten holdings in the portfolio (in % of assets)

	Country	Sector	% of the asset
REPUBLIC OF AUSTRIA	Austria	Treasuries	2,8%
KINGDOM OF THE NETHERLANDS - Groupe	Netherlands	Treasuries	2,8%
REPUBLIC OF ITALY - Groupe	Italy	Treasuries	2,8%
REPUBLIC OF ICELAND - Groupe	Iceland	Sovereign	2,8%
FRENCH REPUBLIC - Groupe	France	Treasuries	2,6%
REPUBLIC OF ITALY - Groupe	Italy	Treasuries	2,5%
FRENCH REPUBLIC - Groupe	France	Treasuries	2,4%
FEDERAL REPUBLIC OF GERMANY - Groupe	Germany	Treasuries	2,3%
FRENCH REPUBLIC - Groupe	France	Treasuries	2,2%
FEDERAL REPUBLIC OF GERMANY - Groupe	Germany	Treasuries	2,1%
Total			25,2%

Source : Groupama AM

Investment team

Marie-Françoise GIRAUD

Manon TRAN-DINH

François FREYSSINIER



Fund manager's report

Source : Groupama AM

On 1 January 2025, the fund renewed its SRI label by complying with the requirements under version 3. Given the specific nature of the asset class, the fund has developed the two sustainability indicators selected in line with the ESG objectives of Groupama Euro Govies. From 28/02/2025, the two new sustainability indicators will be carbon intensity and the average score for freedom of expression, calculated on the "sovereigns and similar" portion of the fund.




Key ESG performance indicators

	Fund coverage ratio(*)	Fund	Universe		Fund coverage ratio(*)	Fund	Universe
 Carbon intensity	99%	297	346	 Freedom of expression and citizenship	94%	1,32	1,31

(*) The coverage ratio is the percentage of stocks that contribute to the ESG indicator score
For definitions of ESG performance indicators, please refer to the last page of the document.

Portfolio ESG score

	Fund	Universe
 Overall ESG score	73	63
Coverage rate	99%	100%

Score for E, S and G factors

	Fund	Universe
Environment	75	64
Social	69	63
Governance	52	63

Levels A B C D E refer to the five equal portions (quintiles) into which the universe is divided, with A being the best score and E the worst.

ESG performance indicators definition

Carbon intensity

The carbon intensity is the weighted average greenhouse gas (GHG) emissions per million euros of revenue. Scope 1, 2 and 3 emissions are taken into account.

Scope 1 and 2 correspond to emissions directly emitted by the company and those indirectly linked to its energy consumption. Scope 3 emissions are those emitted by the company's suppliers and those emitted during the use and end of life of the products it creates.

Source: MSCI, Groupama AM calculations.

Green Part

The green share is the percentage of a company's revenue devoted to economic activities that contribute positively to energy and ecological transition.

Source: Clarity AI, Groupama AM calculations

Implied temperature

Implied temperature is the difference between a company's projected carbon intensity trajectory and the reference trajectory of a climate scenario compatible with the Paris Agreements.

Source: MSCI, Groupama AM calculations.

Long-term unemployment rate

Score ranging from 1 (high) to 10 (low). The score is calculated from national long-term unemployment rates, defined as the percentage of the labour force aged from 15 to 64 who have been unemployed for 12 months or more.

Freedom of expression and citizenship

Perception of the extent to which citizens of a country can participate in the selection of their government, as well as freedom of speech, association, and the press. The score varies from 0 (very bad perception) to 100 (very good perception)

Control of corruption

Perception of the extent to which public power is exercised for private interests, whether small or large forms of corruption, as well as the private interests of the elites of a given state. The score varies from 0 (very bad perception) to 100 (very good perception)

For more information on technical terms, please visit our website: www.groupama-am.com

Data source

© 2025 Morningstar. All rights reserved. The information, data, analysis and opinions contained herein (1) include proprietary information of Morningstar, (2) may not be copied or redistributed, (3) do not constitute investment advice offered by Morningstar, (4) are provided for information purposes only and, as such, do not constitute an offer to buy or sell any security, and (5) are not guaranteed to be correct, complete or accurate. Morningstar shall not be liable for any business decisions, damages or other losses caused by or related to such information, intelligence, analyses or opinions or their use.

Historical modifications of the benchmark (10 years)

02/07/2012 - 01/06/2015	EuroMTS Global clôtüre 17H30
01/06/2015 - 01/09/2015	Barclays Capital Euro Aggregate Treasury
01/09/2015 - 07/03/2018	Bloomberg Euro Aggregate Treasury
07/03/2018	Barclays Euro Aggregate Treasury

Disclaimer

Groupama Asset Management disclaims any liability in the event of alteration, distortion or falsification of this document. Any unauthorised modification, use or distribution thereof, in whole or in part, in any manner whatsoever, is prohibited.

Past performance is no guarantee of future performance and is not constant over time.

Sustainability information is available at <https://www.groupama-am.com/fr/finance-durable/>.

The information contained in this publication is based on sources that we consider reliable, but we do not guarantee that it is accurate, complete, valid or relevant. This Document may be modified at any time without prior notice.

Under no circumstances does this non-contractual document constitute a recommendation, a solicitation of an offer or an offer for purchase, sale or arbitrage, and should in no case be interpreted as such.

Investment carries a risk of capital loss. Before investing, investors should read the UCI's prospectus or key information document (KID). These and other periodic documents can be obtained free of charge on request from Groupama AM or at www.groupama-am.com.

The Management Company may at any time decide to terminate the marketing of the Fund in one or more jurisdictions.

Access to the products and services presented may be subject to restrictions with regard to certain persons or certain countries. The tax treatment depends on each person's situation.

Spain: The Prospectus and the Investor Information Document available in Spanish and the annual and semi-annual reports can be obtained from Groupama Asset Management SA sucursal en España, Paseo de la Castellana 95 28 Torre Europa, Madrid, registered under number 5 in the SGIIC register of the CNMV or at www.groupama-am.com/es.

Italy: the Prospectus and the Investor Information Document available in Italian and the annual and semi-annual reports can be obtained from Groupama AM succursale italiana, Via di Santa Teresa 35, Roma or at www.groupama-am.fr/it.

Switzerland: the SICAV complies with Swiss law on distribution to qualified investors in Switzerland. The local Representative is ACOLIN Fund Services AG, Leutschenbachstrasse 50, CH-8050 Zurich and the Paying Agent for Sub-Funds registered for public offering in Switzerland is Banque Cantonale de Genève, Quai de l'Île, CH-1204 Geneva. This document may be published, transmitted or distributed, but does not constitute an offer to the public in Switzerland. Recipients of this document in Switzerland must not pass it on to a third party without first consulting their legal advisor or other professional advisor or representative.

Belgium: the Prospectus and the Investor Information Document available in French and the current annual and semi-annual reports can be obtained from CACEIS Bank, Belgium Branch, Avenue du Port 86, 1000 Brussels or at groupama-am.fr/be.

Germany: the Prospectus and the Investor Information Document available in German and the current annual and semi-annual reports can be obtained from CACEIS Germany, Lilienthalallee 36, 80939 Munich, Germany.

Portugal: the Prospectus and the Investor Information Document available in Portuguese and the current annual and semi-annual reports can be obtained from Bancobest, rue Castilho 26, Piso 2, 1250-069 Lisbon, Portugal.

Netherlands: the Prospectus and the Investor Information Document available in Dutch and the current annual and semi-annual reports can be obtained from Groupama AM.