

GROUPAMA SELECTION PROTECT 85 N

Fund of funds

January 2024

Data as of

31/01/2024

Total net assets

6,95 M €

NAV per share

100,41 €

Risk Return

Lower risk

1

2

3

4

5

6

7

Higher risk

Potentially lower return

This indicator represents the risk profile displayed in the KID. The risk category is not guaranteed and may change during the month.

Potentially higher return

Investment term

2 years

3 years

5 years

7 years

Characteristics

Ticker Bloomberg	GPAP85N FP
Benchmark	N/A
SFDR classification	Article 6
Sub-fund inception date	11/06/2019
Unit inception date	19/06/2019
Reference currency	EUR
PEA	No
PEA-PME	No

Fees

Maximum subscription fees	3,00%
Maximum redemption fees	-
Maximum direct management fees	1,20%
Maximum indirect management fees	1,00%

Terms and conditions

Valuation frequency	Daily
Type of share	Accumulation
Minimum initial subscription :	-
Centralisation cut-off time	11:00, Paris
Type of NAV per share	unknown
Payment	D+3
Centralizer	CACEIS BANK



GROUPAMA SELECTION PROTECT 85 N

PORTFOLIO PERFORMANCE



Past performance does not guarantee future performance. Source : Groupama AM

Net cumulative returns in %

	YTD	1 month	3 months	1 year	3 years	5 years	10 years
Since	29/12/23	29/12/23	31/10/23	31/01/23	29/01/21	-	-
Fund	0,83	0,83	3,78	4,57	4,37	-	-
Excess return	-	-	-	-	-	-	-

Net annual returns %

	2023	2022	2021	2020	2019	2018	2017	2016	2015	2014
Fund	4,29	-8,10	7,40	-5,95	-	-	-	-	-	-
Benchmark	-	-	-	-	-	-	-	-	-	-
Excess return										

Source : Groupama AM

Risk analysis

	1 year	3 years	5 years	10 years
Volatility	2,08%	3,37%	-	-
Tracking Error (Ex-post)	0,00	0,00	-	-
Information Ratio	0,00	0,00	-	-
Sharpe Ratio	0,45	0,01	-	-
correlation coefficient	0,00	0,00	-	-
Beta	0,00	0,00	-	-

Source : Groupama AM

Main risks related to the portfolio

- Interest rate risk
- Credit risk
- Risk of capital loss
- Equity risk
- Risque lié à la mise en place d'une gestion prudente à titre transitoire
- Risks associated with discretionary management

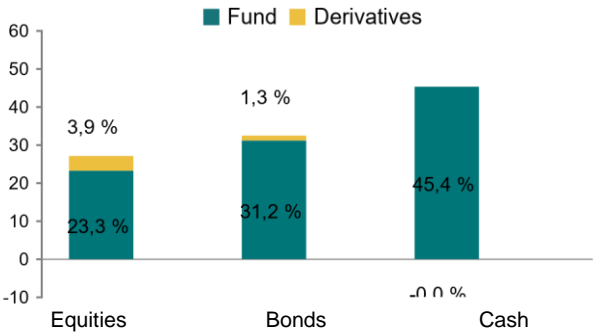
GROUPAMA SELECTION PROTECT 85 N

Portfolio structure

NAV per share

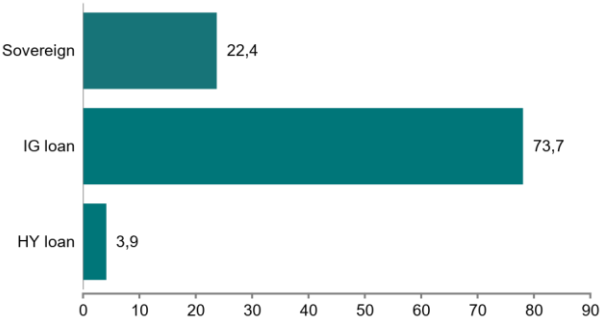
NAV per share	Guaranteed NAV
106,44	90,47
106,26	90,32
106,12	90,2
106,05	90,14
105,95	90,06

Breakdown by asset class (as % of exposure)

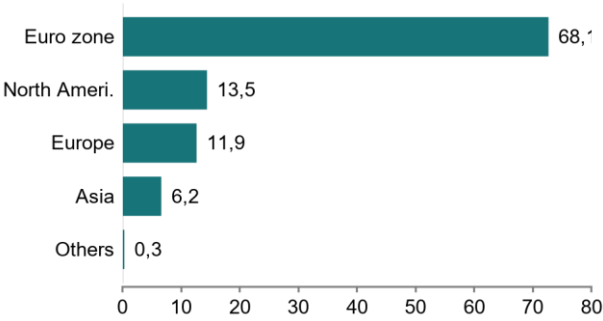


Bond part analysis

Breakdown by type of issuer (in % of the part, excluding liquidity)

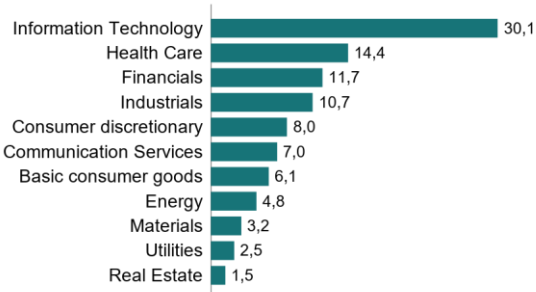


Geographical breakdown (in % of the part, excluding liquidity)

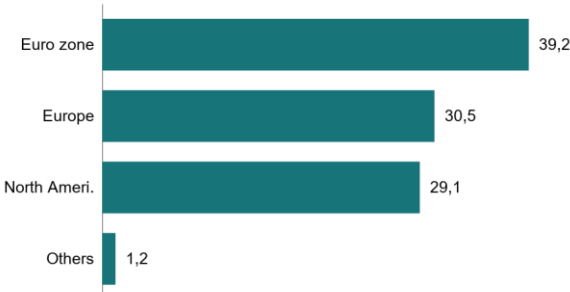


Equity part analysis

Sector breakdown (in % of the part, excluding liquidity)



Geographical breakdown (in % of the part, excluding liquidity)



Investment team

Florent VAUTIER

Source : Groupama AM

Data source

© 2022 Morningstar. All rights reserved. The information, data, analysis and opinions contained herein (1) include proprietary information of Morningstar, (2) may not be copied or redistributed, (3) do not constitute investment advice offered by Morningstar, (4) are provided for information purposes only and, as such, do not constitute an offer to buy or sell any security, and (5) are not guaranteed to be correct, complete or accurate. Morningstar shall not be liable for any business decisions, damages or other losses caused by or related to such information, intelligence, analyses or opinions or their use.

Historical modifications of the benchmark (10 years)

No



## Disclaimer

Groupama Asset Management disclaims any liability in the event of alteration, distortion or falsification of this document. Any unauthorised modification, use or distribution thereof, in whole or in part, in any manner whatsoever, is prohibited.

Past performance is no guarantee of future performance and is not constant over time.

Investment carries a risk of capital loss. Before investing, investors should read the UCI's prospectus or key information document (KID). These and other periodic documents can be obtained free of charge on request from Groupama AM or at [www.groupama-am.com](http://www.groupama-am.com).

Sustainability information is available at <https://www.groupama-am.com/fr/finance-durable/>.

The information contained in this publication is based on sources that we consider reliable, but we do not guarantee that it is accurate, complete, valid or relevant. This Document may be modified at any time without prior notice.

This non-contractual document does not constitute a recommendation, a solicitation of an offer, or an offer to buy, sell or switch, and should not be interpreted as such.

Sub-fund of GROUPAMA SELECTION, an open-ended investment company (SICAV) incorporated under French law in the form of a Société Anonyme (public limited company) - domiciled at 25 rue de la Ville l'Evêque - 75008 Paris and approved by the French Financial Markets Authority (Autorité des Marchés Financiers - AMF).