

State

ISIN Code : FR0012726511

Marketing communication

GROUPAMA ETAT EURO ISR NC

French mutual fund (FCP)

March 2024

Data as of

28/03/2024

Total net assets

659,56 M €

NAV per share

414,52 €

Risk Return

Lower risk

1

2

3

4

5

6

7

Higher risk

Potentially lower return This indicator represents the risk profile displayed in the KID. The risk category is not guaranteed and may change during the month. Potentially higher return

Investment term

1 years

3 years

5 years

Characteristics

Ticker Bloomberg	GREEINE FP
Benchmark	Bloomberg Euro Aggregate Treasury
SFDR classification	Article 8
Fund's inception date	02/03/2011
Unit inception date	01/09/2015
Reference currency	EUR
PEA	No
PEA-PME	No

Fees

Maximum subscription fees	2,75%
Maximum redemption fees	-
Maximum direct management fees	1,10%
Maximum indirect management fees	0,00%



Morningstar rating
(Data as of 29/02/2024)



Category " EAA Fund EUR Government Bond"

SFDR 8

Carbon intensity



205 tCO2

vs 232 for the benchmark

Green Part



-0% of net assets

vs 0% for the benchmark

Implied temperature



2,19 °C

N/A for the benchmark

Terms and conditions

Valuation frequency	Daily
Type of share	Accumulation
Minimum initial subscription :	-
Centralisation cut-off time	11:00, Paris
Type of NAV per share	unknown
Payment	D+2
Centralizer	CACEIS BANK

Past performance does not guarantee future performance.



Groupama
ASSET MANAGEMENT

GROUPAMA ETAT EURO ISR NC

BLOOMBERG EURO AGGREGATE TREASURY

PORTFOLIO PERFORMANCE



Net cumulative returns in %

	YTD	1 month	3 months	1 year	3 years	5 years	10 years
Since	29/12/23	29/02/24	29/12/23	31/03/23	31/03/21	-	-
Fund	-0,82	0,96	-0,82	3,41	-15,54	-	-
Benchmark	-0,65	1,04	-0,65	3,88	-14,20	-	-
Excess return	-0,17	-0,08	-0,17	-0,47	-1,34	-	-

Net annual returns %

	2023	2022	2021	2020	2019	2018	2017	2016	2015	2014
Fund	6,52	-18,65	-4,27	4,00	-0,41	-	-	-	-	-
Benchmark	7,13	-18,46	-3,46	4,99	-0,54	-	-	-	-	-
Excess return	-0,61	-0,19	-0,81	-0,99	0,12	-	-	-	-	-

Source : Groupama AM

Risk analysis

	1 year	3 years	5 years	10 years
Volatility	5,91%	6,99%	-	-
Benchmark volatility	6,08%	7,26%	-	-
Tracking Error (Ex-post)	0,47	0,51	-	-
Information Ratio	-1,01	-0,97	-	-
Sharpe Ratio	-0,03	-1,00	-	-
correlation coefficient	1,00	1,00	-	-
Beta	0,97	0,96	-	-

Source : Groupama AM

Main risks related to the portfolio

Interest rate risk

Credit risk

Risk of capital loss

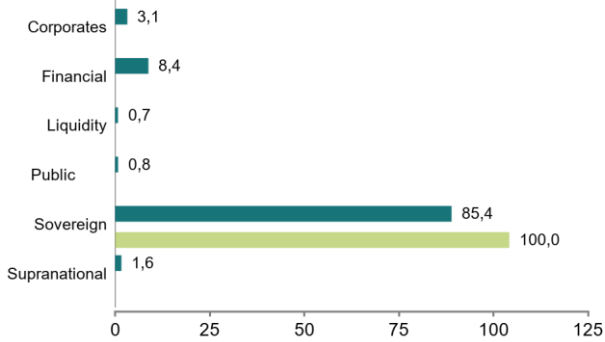
UCI profile

Number of holdings	209	Credit derivatives (in %)	0,04%
Number of issuers	52		
Portfolio average rating	A		

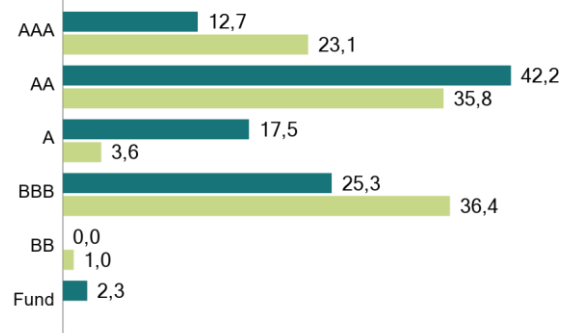
GROUPAMA ETAT EURO ISR NC

BLOOMBERG EURO AGGREGATE TREASURY

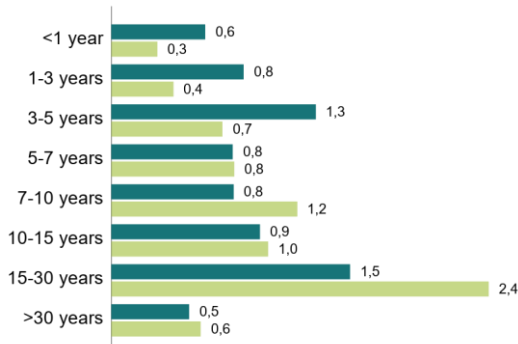
Breakdown by type of issuer (as % of assets, excluding liquidity)



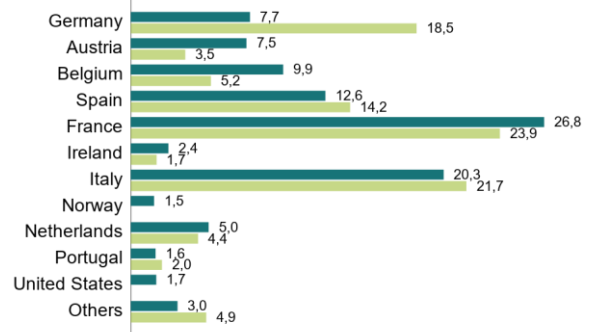
Breakdown by rating (in % of assets, excluding liquidity)



Modified duration breakdown by maturity



Geographical breakdown (as % of assets, excluding liquidity)



Top ten holdings in the portfolio (in % of assets)

	Country	Sector	% of the asset
FRENCH REPUBLIC - Groupe	France	Treasuries	5,3%
FRENCH REPUBLIC - Groupe	France	Treasuries	2,4%
FRENCH REPUBLIC - Groupe	France	Treasuries	2,2%
FRENCH REPUBLIC - Groupe	France	Treasuries	1,8%
FEDERAL REPUBLIC OF GERMANY - Groupe	Germany	Treasuries	1,8%
REPUBLIC OF ITALY - Groupe	Italy	Treasuries	1,6%
REPUBLIC OF AUSTRIA	Austria	Treasuries	1,6%
FEDERAL REPUBLIC OF GERMANY - Groupe	Germany	Treasuries	1,5%
FRENCH REPUBLIC - Groupe	France	Treasuries	1,5%
KINGDOM OF BELGIUM - Groupe	Belgium	Treasuries	1,5%
Total			21,2%

Source : Groupama AM

Investment team

Marie-Françoise GIRAUD

Arthur CUZIN

Source : Groupama AM

Key ESG performance indicators


	Fund	Benchmark		Fund	Benchmark
 Carbon intensity	205	232		80,42	82,72

ESG performance indicators

Criteria	ESG performance indicator	Measurement		Coverage rate(*)	
		Fund	Benchmark	Fund	Benchmark
Environment	Carbon intensity (in tCO ²)	205	232	96%	100%
Social	Long-term unemployment rate	6,35	6,41	88%	100%
Human Rights	Freedom of expression and citizenship	83,77	86,38	88%	100%
Governance	Control of corruption	80,42	82,72	88%	100%

(*) The coverage ratio is the percentage of stocks that contribute to the ESG indicator score
For definitions of ESG performance indicators, please refer to the last page of the document.

Portfolio ESG score

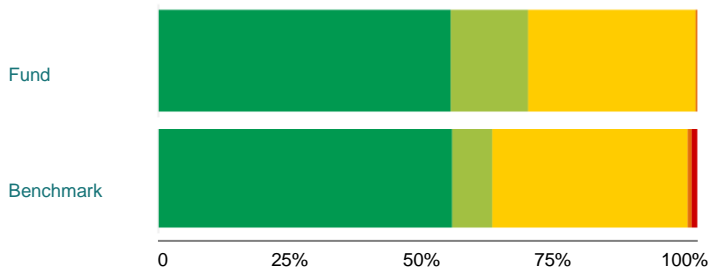
	Fund	Benchmark
 Overall ESG score	77	75
Coverage rate	97%	99%

Levels A B C D E refer to the five equal portions (quintiles) into which the universe is divided, with A being the best score and E the worst.

Score for E, S and G factors

	Fund	Benchmark
Environnement	94	95
Social	62	59
Governance	55	54

Portfolio distribution by ESG score



Overall ESG score	Fund	Benchmark
A	54,22%	54,49%
B	14,37%	7,44%
C	31,09%	36,28%
D	0,322%	0,754%
E	0%	1,04%

Examples of project types financed

	 Satisfactory	 Neutral	 Unsatisfactory
 Environmental quality of projects	 ESG quality of issuer	 ESG quality of issue	 Transparency

ESG performance indicators definition

Carbon intensity

The carbon intensity is the weighted average greenhouse gas (GHG) emissions per million euros of revenue. Scope 1, 2 and 3 emissions are taken into account.

Scope 1 and 2 correspond to emissions directly emitted by the company and those indirectly linked to its energy consumption. Scope 3 emissions are those emitted by the company's suppliers and those emitted during the use and end of life of the products it creates.

Source: Iceberg Data Lab, Groupama AM calculations.

Green Part

The green share is the percentage of a company's revenue devoted to economic activities that contribute positively to energy and ecological transition.

Source: Iceberg Data Lab, Groupama AM calculations

Implied temperature

Implied temperature is the difference between a company's projected carbon intensity trajectory and the reference trajectory of a climate scenario compatible with the Paris Agreements.

Source: Iceberg Data Lab, Groupama AM calculations.

Long-term unemployment rate

Score ranging from 1 (high) to 10 (low). The score is calculated from national long-term unemployment rates, defined as the percentage of the labour force aged from 15 to 64 who have been unemployed for 12 months or more.

Freedom of expression and citizenship

Perception of the extent to which citizens of a country can participate in the selection of their government, as well as freedom of speech, association, and the press. The score varies from 0 (very bad perception) to 100 (very good perception)

Control of corruption

Perception of the extent to which public power is exercised for private interests, whether small or large forms of corruption, as well as the private interests of the elites of a given state. The score varies from 0 (very bad perception) to 100 (very good perception)

For more information on technical terms, please visit our website: www.groupama-am.com

Data source

© 2022 Morningstar. All rights reserved. The information, data, analysis and opinions contained herein (1) include proprietary information of Morningstar, (2) may not be copied or redistributed, (3) do not constitute investment advice offered by Morningstar, (4) are provided for information purposes only and, as such, do not constitute an offer to buy or sell any security, and (5) are not guaranteed to be correct, complete or accurate. Morningstar shall not be liable for any business decisions, damages or other losses caused by or related to such information, intelligence, analyses or opinions or their use.

Historical modifications of the benchmark (10 years)

02/07/2012 - 01/06/2015	EuroMTS Global clôture
01/06/2015 - 01/09/2015	Barclays Capital Euro Aggregate Treasury
01/09/2015 - 07/03/2018	Bloomberg Euro Aggregate Treasury
07/03/2018	Barclays Euro Aggregate Treasury

Disclaimer

Groupama Asset Management disclaims any liability in the event of alteration, distortion or falsification of this document. Any unauthorised modification, use or distribution thereof, in whole or in part, in any manner whatsoever, is prohibited.

Past performance is no guarantee of future performance and is not constant over time.

Sustainability information is available at <https://www.groupama-am.com/fr/finance-durable/>.

The information contained in this publication is based on sources that we consider reliable, but we do not guarantee that it is accurate, complete, valid or relevant. This Document may be modified at any time without prior notice.

Under no circumstances does this non-contractual document constitute a recommendation, a solicitation of an offer or an offer for purchase, sale or arbitrage, and should in no case be interpreted as such.

Investment carries a risk of capital loss. Before investing, investors should read the UCI's prospectus or key information document (KID). These and other periodic documents can be obtained free of charge on request from Groupama AM or at www.groupama-am.com.

The Management Company may at any time decide to terminate the marketing of the Fund in one or more jurisdictions.

Access to the products and services presented may be subject to restrictions with regard to certain persons or certain countries. The tax treatment depends on each person's situation.

Spain: The Prospectus and the Investor Information Document available in Spanish and the annual and semi-annual reports can be obtained from Groupama Asset Management SA sucursal en España, Paseo de la Castellana 95 28 Torre Europa, Madrid, registered under number 5 in the SGIIC register of the CNMV or at www.groupama-am.com/es.

Italy: the Prospectus and the Investor Information Document available in Italian and the annual and semi-annual reports can be obtained from Groupama AM succursale italiana, Via di Santa Teresa 35, Roma or at www.groupama-am.fr/it.

Switzerland: the SICAV complies with Swiss law on distribution to qualified investors in Switzerland. The local Representative is ACOLIN Fund Services AG, Leutschenbachstrasse 50, CH-8050 Zurich and the Paying Agent for Sub-Funds registered for public offering in Switzerland is Banque Cantonale de Genève, Quai de l'Île, CH-1204 Geneva. This document may be published, transmitted or distributed, but does not constitute an offer to the public in Switzerland. Recipients of this document in Switzerland must not pass it on to a third party without first consulting their legal advisor or other professional advisor or representative.

Belgium: the Prospectus and the Investor Information Document available in French and the current annual and semi-annual reports can be obtained from CACEIS Bank, Belgium Branch, Avenue du Port 86, 1000 Brussels or at groupama-am.fr/be.

Germany: the Prospectus and the Investor Information Document available in German and the current annual and semi-annual reports can be obtained from CACEIS Germany, Lilienthalallee 36, 80939 Munich, Germany.

Portugal: the Prospectus and the Investor Information Document available in Portuguese and the current annual and semi-annual reports can be obtained from Bancobest, rue Castilho 26, Piso 2, 1250-069 Lisbon, Portugal.

Netherlands: the Prospectus and the Investor Information Document available in Dutch and the current annual and semi-annual reports can be obtained from Groupama AM.