

Global

ISIN Code : FR0010271536

Marketing communication

GROUPAMA JAPAN STOCK NC

Sub-fund of a French SICAV

April 2025

Data as of

30/04/2025

Total net assets

52,61 M €

NAV per share

641,39 €

Risk Return

Lower risk

1

2

3

4

5

6

7

Higher risk

Potentially lower return

This indicator represents the risk profile displayed in the KID. The risk category is not guaranteed and may change during the month.

Potentially higher return

Recommended holding period

2 years

3 years

5 years

7 years

Characteristics

Ticker Bloomberg	NPPNGNN FP
Benchmark	MSCI Japan closing net €
SFDR classification	Article 6
Fund's inception date	01/09/1986
Unit inception date	03/02/2006
Reference currency	EUR
PEA	No
PEA-PME	No

Fees

Maximum subscription fees	2,75%
Maximum redemption fees	-
Maximum direct management fees	2,00%
Maximum indirect management fees	0,00%

Morningstar rating
(Data as of 31/03/2025)

Category " EAA Fund Japan Large-Cap Equity"

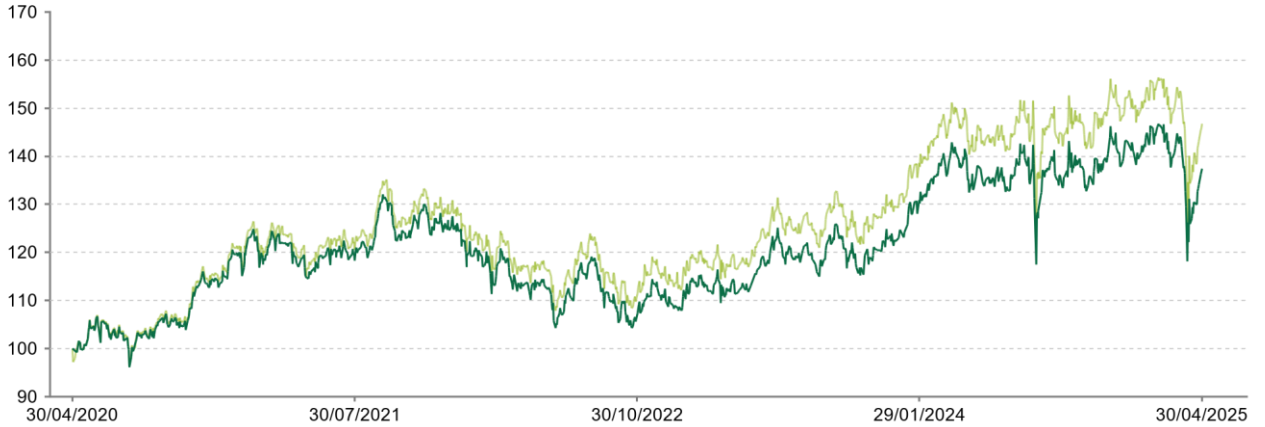
Terms and conditions

Valuation frequency	Daily
Type of share	Accumulation
Minimum initial subscription :	500,00 €
Centralisation cut-off time	11:00, Paris
Type of NAV per share	unknown
Payment	D+3
Transfer agent	CACEIS BANK

GROUPAMA JAPAN STOCK NC

MSCI JAPAN CLOSING NET €

Returns 5 years (on a basis of 100)



Past performance does not guarantee future performance.

Source : Groupama AM

Net cumulative returns in %

	YTD	1 month	3 months	1 year	3 years	5 years	10 years
Since	30/12/24	31/03/25	31/01/25	30/04/24	28/04/22	30/04/20	30/04/15
Fund	-3,97	-0,10	-5,15	0,56	20,92	36,57	44,24
Benchmark	-3,56	-0,00	-4,93	1,85	25,97	46,72	67,19
Excess return	-0,41	-0,10	-0,21	-1,28	-5,05	-10,15	-22,95

Net annual returns in %

	2024	2023	2022	2021	2020	2019	2018	2017	2016	2015
Fund	14,00	14,43	-12,52	8,32	3,00	20,70	-10,51	7,28	4,56	19,53
Benchmark	15,23	16,24	-11,18	10,01	4,57	22,51	-9,09	8,91	6,17	21,32
Excess return	-1,23	-1,81	-1,34	-1,69	-1,57	-1,82	-1,42	-1,63	-1,61	-1,79

Source : Groupama AM

Risk analysis

	1 year	3 years	5 years	10 years
Volatility	19,24%	16,95%	15,98%	18,86%
Benchmark volatility	19,21%	16,92%	15,97%	18,85%
Tracking Error (Ex-post)	0,32	0,21	0,17	0,17
Information Ratio	-3,99	-6,82	-8,91	-9,19
Sharpe Ratio	-0,09	0,21	0,32	0,27
correlation coefficient	1,00	1,00	1,00	1,00
Beta	1,00	1,00	1,00	1,00

Source : Groupama AM

Main risks related to the portfolio

Equity risk

Risk of capital loss

Foreign exchange risk

UCI profile

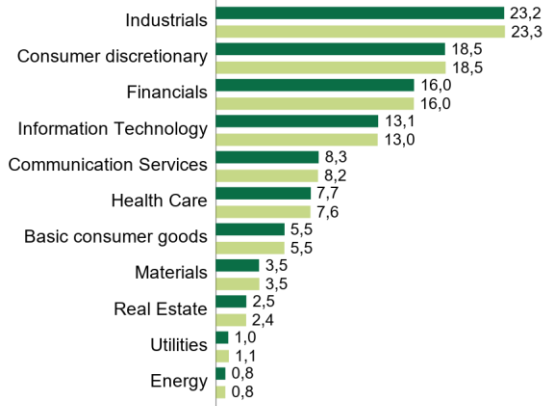
Number of holdings	183
Average capitalization	20,96 Bn €
Median capitalization	10,06 Bn €



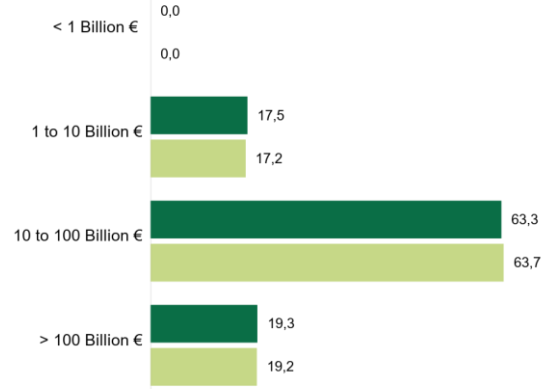
GROUPAMA JAPAN STOCK NC

MSCI JAPAN CLOSING NET €

Sector breakdown (as % of assets, excluding liquidity)



Breakdown by market capitalisation (as % of assets, excluding liquidity)



Geographical breakdown (as % of assets, excluding liquidity)



Breakdown by currency (as % of assets, excluding liquidity)



Top ten equity lines in the portfolio

Company	Country	Sector	Asset %
TOYOTA MOTOR CORP	Japan	Consumer discretionary	4,63%
SONY GROUP CORP	Japan	Consumer discretionary	4,14%
MITSUBISHI UFJ FINANCIAL GRO	Japan	Financials	3,72%
HITACHI LTD	Japan	Industrials	2,97%
NINTENDO CO LTD	Japan	Communication Services	2,35%
SUMITOMO MITSUI FINANCIAL GR	Japan	Financials	2,29%
KEYENCE CORP	Japan	Information Technology	2,08%
RECRUIT HOLDINGS CO LTD	Japan	Industrials	2,02%
TOKIO MARINE HOLDINGS INC	Japan	Financials	1,84%
TOKYO ELECTRON LTD	Japan	Information Technology	1,72%
Total			27,75%

Source : Groupama AM

Investment team

Source : Groupama AM

Data source

© 2025 Morningstar. All rights reserved. The information, data, analysis and opinions contained herein (1) include proprietary information of Morningstar, (2) may not be copied or redistributed, (3) do not constitute investment advice offered by Morningstar, (4) are provided for information purposes only and, as such, do not constitute an offer to buy or sell any security, and (5) are not guaranteed to be correct, complete or accurate. Morningstar shall not be liable for any business decisions, damages or other losses caused by or related to such information, intelligence, analyses or opinions or their use.

Historical modifications of the benchmark (10 years)

No

Disclaimer

Groupama Asset Management disclaims any liability in the event of alteration, distortion or falsification of this document. Any unauthorised modification, use or distribution thereof, in whole or in part, in any manner whatsoever, is prohibited.

Past performance is no guarantee of future performance and is not constant over time.

Sustainability information is available at <https://www.groupama-am.com/fr/finance-durable/>.

The information contained in this publication is based on sources that we consider reliable, but we do not guarantee that it is accurate, complete, valid or relevant. This Document may be modified at any time without prior notice.

Under no circumstances does this non-contractual document constitute a recommendation, a solicitation of an offer or an offer for purchase, sale or arbitrage, and should in no case be interpreted as such.

Investment carries a risk of capital loss. Before investing, investors should read the UCI's prospectus or key information document (KID). These and other periodic documents can be obtained free of charge on request from Groupama AM or at www.groupama-am.com.

Open-ended investment company (SICAV) incorporated under French law in the form of a Société Anonyme (public limited company) - domiciled at 25 rue de la Ville l'Evêque - 75008 Paris and approved by the French Financial Markets Authority (Autorité des Marchés Financiers - AMF).

Not all sub-funds of the SICAV will necessarily be registered or authorised for sale in all jurisdictions or be available to all investors. The Management Company may at any time decide to terminate the marketing of the Sub-Fund in one or more jurisdictions.

Access to the products and services presented may be subject to restrictions with regard to certain persons or certain countries. The tax treatment depends on each person's situation.

Spain: The Prospectus and the Investor Information Document available in Spanish and the annual and semi-annual reports can be obtained from Groupama Asset Management SA sucursal en España, Paseo de la Castellana 95 28 Torre Europa, Madrid, registered under number 5 in the SGIC register of the CNMV or at www.groupama-am.com/es.

Italy: the Prospectus and the Investor Information Document available in Italian and the annual and semi-annual reports can be obtained from Groupama AM succursale italiana, Via di Santa Teresa 35, Roma or at www.groupama-am.fr/it.