

Global

ISIN Code : FR0010589309

Marketing communication

GROUPAMA ASIA STOCK IC

French mutual fund (FCP)

April 2025

Data as of

30/04/2025

Total net assets

32,79 M €

NAV per share

200,36 €

Risk Return

Lower risk

1

2

3

4

5

6

7

Higher risk

Potentially lower return

This indicator represents the risk profile displayed in the KID. The risk category is not guaranteed and may change during the month.

Potentially higher return

Recommended holding period

2 years

3 years

5 years

7 years

Characteristics

Ticker Bloomberg	GPASIEM FP
Benchmark	MSCI PACIFIC Ex Japan EUR
SFDR classification	Article 6
Fund's inception date	21/08/2001
Unit inception date	31/03/2008
Reference currency	EUR
PEA	No
PEA-PME	No

Fees

Maximum subscription fees	3,00%
Maximum redemption fees	-
Maximum direct management fees	1,50%
Maximum indirect management fees	0,00%

Morningstar rating
(Data as of 31/03/2025)

Category " EAA Fund Asia-Pacific ex-Japan Equity"

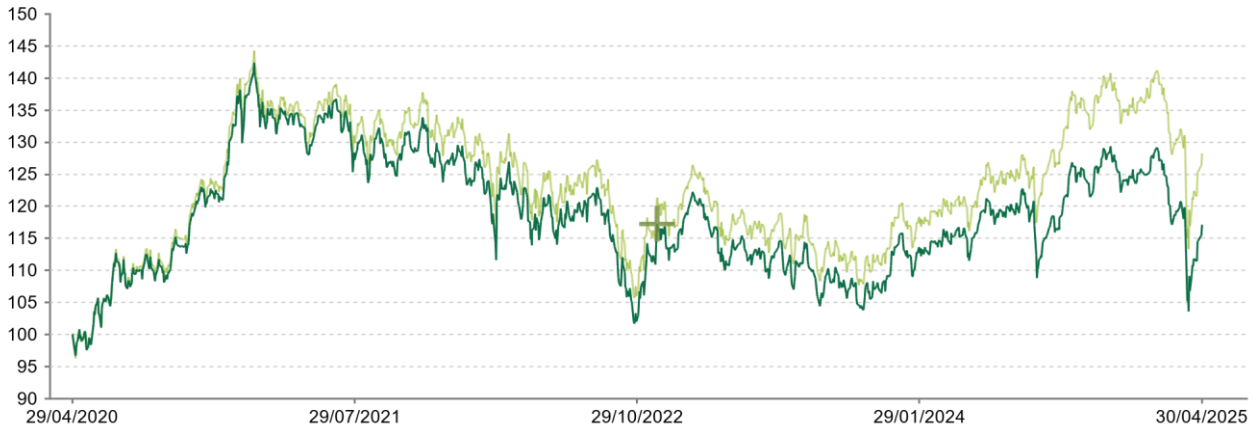
Terms and conditions

Valuation frequency	Daily
Type of share	Accumulation
Minimum initial subscription :	-
Centralisation cut-off time	11:00, Paris
Type of NAV per share	unknown
Payment	D+3
Transfer agent	CACEIS BANK

GROUPAMA ASIA STOCK IC

MSCI PACIFIC EX JAPAN EUR

Returns 5 years (on a basis of 100)



Past performance does not guarantee future performance.

Source : Groupama AM

+ The management strategy was changed on 01/12/2022. Performance prior to that date reflects the previous strategy.

Net cumulative returns in %

	YTD	1 month	3 months	1 year	3 years	5 years	10 years
Since	31/12/24	31/03/25	28/01/25	30/04/24	29/04/22	29/04/20	30/04/15
Fund	-4,67	-0,74	-6,20	5,56	-0,57	22,18	27,52
Benchmark	-4,47	-0,68	-6,05	6,27	1,04	28,22	40,14
Excess return	-0,20	-0,05	-0,15	-0,71	-1,60	-6,04	-12,62

Net annual returns in %

	2024	2023	2022	2021	2020	2019	2018	2017	2016	2015
Fund	10,85	2,16	-11,01	2,31	9,84	20,74	-10,15	19,36	8,39	-0,07
Benchmark	11,57	2,84	-11,25	4,48	12,33	21,35	-9,58	20,32	9,95	0,96
Excess return	-0,72	-0,68	0,24	-2,17	-2,49	-0,61	-0,56	-0,96	-1,55	-1,02

Source : Groupama AM

Risk analysis

	1 year	3 years	5 years	10 years
Volatility	16,07%	15,36%	15,40%	16,41%
Benchmark volatility	16,06%	15,21%	15,26%	16,86%
Tracking Error (Ex-post)	0,07	0,61	0,93	1,86
Information Ratio	-10,33	-0,94	-1,09	-0,52
Sharpe Ratio	0,21	-0,09	0,19	0,19
correlation coefficient	1,00	1,00	1,00	0,99
Beta	1,00	1,01	1,01	0,97

Source : Groupama AM

Main risks related to the portfolio

Equity risk

Risk of capital loss

Foreign exchange risk

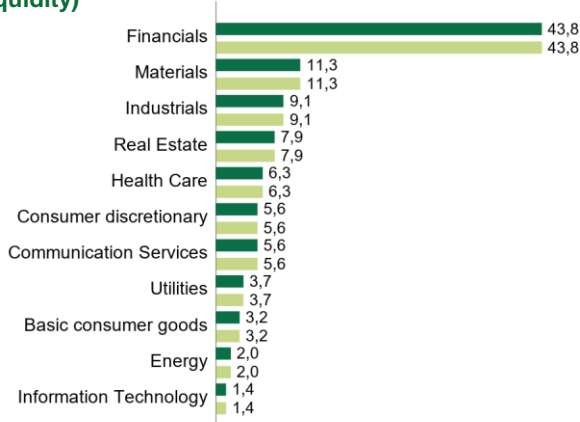
UCI profile

Number of holdings	102
Average capitalization	20,18 Bn €
Median capitalization	9,63 Bn €



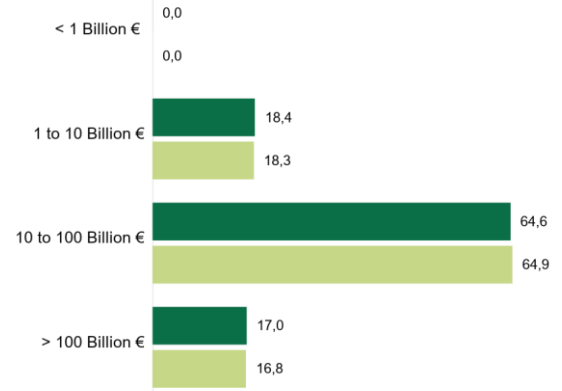
GROUPAMA ASIA STOCK IC

Sector breakdown (as % of assets, excluding liquidity)

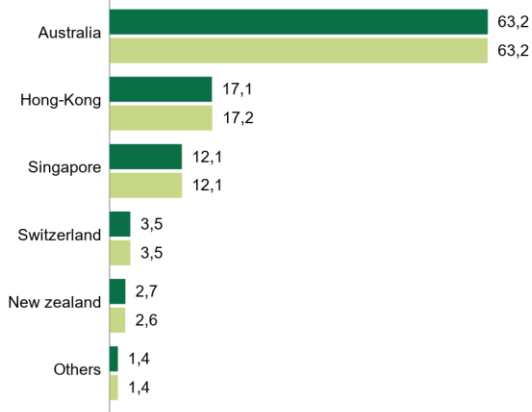


MSCI PACIFIC EX JAPAN EUR

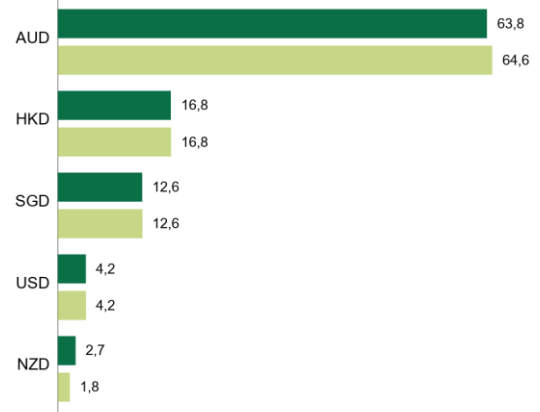
Breakdown by market capitalisation (as % of assets, excluding liquidity)



Geographical breakdown (as % of assets, excluding liquidity)



Breakdown by currency (as % of assets, excluding liquidity)



Top ten equity lines in the portfolio

	Country	Sector	Asset %
COMMONWEALTH BANK OF AUSTRAL	Australia	Financials	9,55%
BHP GROUP LTD	Australia	Materials	6,64%
AIA GROUP LTD	Hong-Kong	Financials	4,33%
CSL LTD	Australia	Health Care	4,17%
WESTPAC BANKING CORP	Australia	Financials	3,86%
NATIONAL AUSTRALIA BANK LTD	Australia	Financials	3,81%
DBS GROUP HOLDINGS LTD	Switzerland	Financials	3,46%
ANZ GROUP HOLDINGS LTD	Australia	Financials	3,05%
WESFARMERS LTD	Australia	Consumer discretionary	3,04%
HONG KONG EXCHANGES & CLEAR	Hong-Kong	Financials	2,83%
Total			44,74%

Source : Groupama AM

Investment team

Source : Groupama AM

Data source

© 2025 Morningstar. All rights reserved. The information, data, analysis and opinions contained herein (1) include proprietary information of Morningstar, (2) may not be copied or redistributed, (3) do not constitute investment advice offered by Morningstar, (4) are provided for information purposes only and, as such, do not constitute an offer to buy or sell any security, and (5) are not guaranteed to be correct, complete or accurate. Morningstar shall not be liable for any business decisions, damages or other losses caused by or related to such information, intelligence, analyses or opinions or their use.

Historical modifications of the benchmark (10 years)

19/12/2012 - 01/12/2022	MSCI AC Asia Pacific ex Japan € closing
01/12/2022	MSCI PACIFIC Ex Japan EUR

Disclaimer

Groupama Asset Management disclaims any liability in the event of alteration, distortion or falsification of this document. Any unauthorised modification, use or distribution thereof, in whole or in part, in any manner whatsoever, is prohibited.

Past performance is no guarantee of future performance and is not constant over time.

Sustainability information is available at <https://www.groupama-am.com/fr/finance-durable/>.

The information contained in this publication is based on sources that we consider reliable, but we do not guarantee that it is accurate, complete, valid or relevant. This Document may be modified at any time without prior notice.

Under no circumstances does this non-contractual document constitute a recommendation, a solicitation of an offer or an offer for purchase, sale or arbitrage, and should in no case be interpreted as such.

Investment carries a risk of capital loss. Before investing, investors should read the UCI's prospectus or key information document (KID). These and other periodic documents can be obtained free of charge on request from Groupama AM or at www.groupama-am.com.

The Management Company may at any time decide to terminate the marketing of the Fund in one or more jurisdictions.

Access to the products and services presented may be subject to restrictions with regard to certain persons or certain countries. The tax treatment depends on each person's situation.

Spain: The Prospectus and the Investor Information Document available in Spanish and the annual and semi-annual reports can be obtained from Groupama Asset Management SA sucursal en España, Paseo de la Castellana 95 28 Torre Europa, Madrid, registered under number 5 in the SGIIC register of the CNMV or at www.groupama-am.com/es.

Italy: the Prospectus and the Investor Information Document available in Italian and the annual and semi-annual reports can be obtained from Groupama AM succursale italiana, Via di Santa Teresa 35, Roma or at www.groupama-am.fr/it.

Switzerland: the SICAV complies with Swiss law on distribution to qualified investors in Switzerland. The local Representative is ACOLIN Fund Services AG, Leutschenbachstrasse 50, CH-8050 Zurich and the Paying Agent for Sub-Funds registered for public offering in Switzerland is Banque Cantonale de Genève, Quai de l'Île, CH-1204 Geneva. This document may be published, transmitted or distributed, but does not constitute an offer to the public in Switzerland. Recipients of this document in Switzerland must not pass it on to a third party without first consulting their legal advisor or other professional advisor or representative.

Belgium: the Prospectus and the Investor Information Document available in French and the current annual and semi-annual reports can be obtained from CACEIS Bank, Belgium Branch, Avenue du Port 86, 1000 Brussels or at groupama-am.fr/be.

Germany: the Prospectus and the Investor Information Document available in German and the current annual and semi-annual reports can be obtained from CACEIS Germany, Lilienthalallee 36, 80939 Munich, Germany.

Portugal: the Prospectus and the Investor Information Document available in Portuguese and the current annual and semi-annual reports can be obtained from Bancobest, rue Castilho 26, Piso 2, 1250-069 Lisbon, Portugal.

Netherlands: the Prospectus and the Investor Information Document available in Dutch and the current annual and semi-annual reports can be obtained from Groupama AM.