

Credit

ISIN Code : FR0010702175

Marketing communication

GROUPAMA EURO CREDIT NC

Sub-fund of a French SICAV

April 2025

Data as of

30/04/2025

The investment management objective is to outperform its benchmark, the Bloomberg Capital Euro Aggregate Cr dit Corporate (closing - coupons reinvested), over the recommended investment horizon of more than 3 years. To achieve this, the portfolio manager may actively manage mainly Euro-denominated bonds issued by companies that meet ESG (Environmental, Social and Governance) criteria.

Total net assets

748,82 M  

NAV per share

677,02  

Risk Return

Lower risk

1

2

3

4

5

6

7

Higher risk

Potentially lower return This indicator represents the risk profile displayed in the KID. The risk category is not guaranteed and may change during the month. Potentially higher return

Recommended holding period

6 months

18 months

2 years

3 years

Characteristics

Ticker Bloomberg	GCEISND FP
Benchmark	Bloomberg Euro Agg. Corporate Closing
SFDR classification	Article 8
Sub-fund inception date	24/12/2008
Unit inception date	24/12/2008
Reference currency	EUR
PEA	No
PEA-PME	No

Fees

Maximum subscription fees	3,00%
Maximum redemption fees	-
Maximum direct management fees	1,20%
Maximum indirect management fees	0,00%



SFDR 8

Morningstar rating
(Data as of 31/03/2025)



Category " EAA Fund EUR Corporate Bond"

Terms and conditions

Valuation frequency	Daily
Type of share	Accumulation
Minimum initial subscription :	500,00 �
Centralisation cut-off time	11:45, Paris
Type of NAV per share	unknown
Payment	D+2
Transfer agent	CACEIS BANK

GROUPAMA EURO CREDIT NC

BLOOMBERG EURO AGG. CORPORATE CLOSING

PORTFOLIO PERFORMANCE



Past performance does not guarantee future performance.

Source : Groupama AM

Net cumulative returns in %

	YTD	1 month	3 months	1 year	3 years	5 years	10 years
Since	31/12/24	31/03/25	31/01/25	30/04/24	29/04/22	30/04/20	30/04/15
Fund	0,72	0,92	0,16	5,62	6,32	1,62	4,68
Benchmark	0,98	0,99	0,54	6,18	6,90	3,31	11,57
Excess return	-0,27	-0,07	-0,38	-0,56	-0,57	-1,68	-6,89

Net annual returns in %

	2024	2023	2022	2021	2020	2019	2018	2017	2016	2015
Fund	4,73	8,37	-14,34	-1,61	1,90	5,50	-2,12	2,18	3,26	-1,06
Benchmark	4,74	8,19	-13,65	-0,97	2,77	6,24	-1,25	2,41	4,73	-0,56
Excess return	-0,01	0,18	-0,69	-0,64	-0,87	-0,74	-0,87	-0,24	-1,46	-0,49

Source : Groupama AM

Risk analysis

	1 year	3 years	5 years	10 years
Volatility	3,01%	4,72%	4,25%	3,42%
Benchmark volatility	2,89%	4,71%	4,25%	3,32%
Tracking Error (Ex-post)	0,78	0,89	0,77	1,04
Information Ratio	-0,71	-0,21	-0,43	-0,62
Sharpe Ratio	1,13	-0,03	-0,22	0,05
correlation coefficient	0,97	0,98	0,98	0,95
Beta	1,00	0,98	0,98	0,98

Source : Groupama AM

Main risks related to the portfolio

- Interest rate risk
- Credit risk
- Counterparty risk
- Risk of capital loss

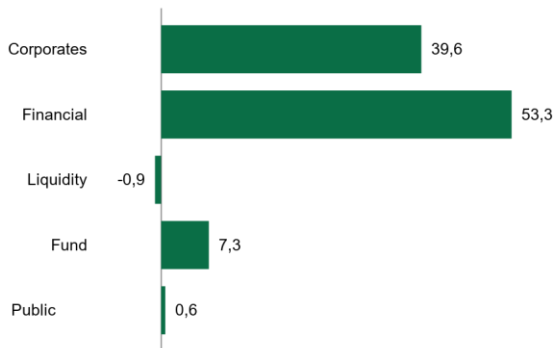
UCI profile

Number of holdings	338	Yield to maturity	3,7%
Number of issuers	208	Modified duration	4.4
Portfolio average rating	BBB	Duration	4.5
		Credit derivatives (in %)	-0,04%

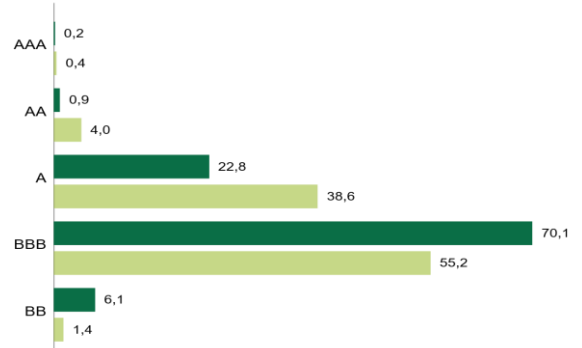
GROUPAMA EURO CREDIT NC

BLOOMBERG EURO AGG. CORPORATE CLOSING

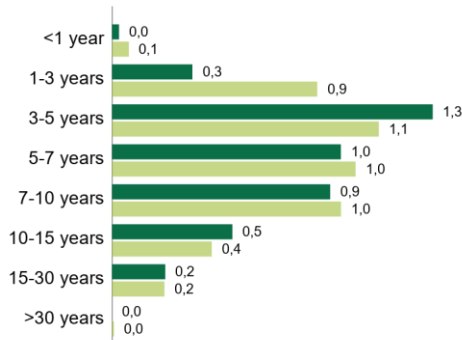
Breakdown by type of issuer (in % of the asset)



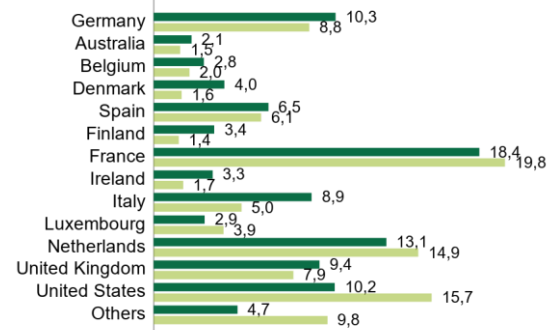
Breakdown by rating (in % of assets, excluding liquidity)



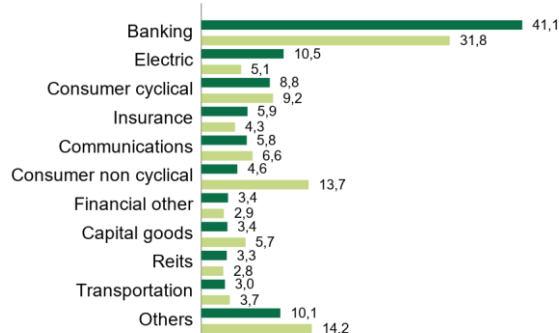
Modified duration breakdown by maturity



Geographical breakdown (as % of assets, excluding liquidity)



Sector breakdown (as % of assets, excluding liquidity)



Source : Groupama AM

Top ten holdings in the portfolio (in % of assets)

	Maturity date	Country	Sector	% of the asset	% of the asset in the benchmark
COOPERATIEVE RABOBANK UA - Groupe	29/12/2026	Netherlands	Banking	0,9%	0,0%
NATIONAL GRID NA INC	03/06/2031	United States	Electric	0,8%	0,0%
MORGAN STANLEY - Groupe	07/02/2030	United States	Banking	0,8%	0,1%
ING GROEP NV	29/09/2027	Netherlands	Banking	0,8%	0,1%
HSBC HOLDINGS PLC	25/09/2029	United Kingdom	Banking	0,8%	0,1%
ENEL SPA - Groupe	16/04/2028	Italy	Electric	0,7%	0,0%
AUTOSTRADA PER L'ITALIA	14/03/2033	Italy	Transportation	0,7%	0,0%
IREN SPA	23/06/2033	Italy	Electric	0,7%	0,0%
AIB GROUP PLC - Groupe	16/02/2028	Ireland	Banking	0,6%	0,0%
TEOLLISUUDEN VOIMA OYJ	01/03/2030	Finland	Electric	0,6%	0,0%
Total				7,4%	

Source : Groupama AM

Investment team

Benjamin AUGE

Stephan MAZEL

Source : Groupama AM




Key ESG performance indicators

	Fund coverage ratio(*)	Fund	Universe		Fund coverage ratio(*)	Fund	Universe	
 Carbon intensity	98%	693	1 066		Board Gender Diversity	99%	38%	32%

(*) The coverage ratio is the percentage of stocks that contribute to the ESG indicator score
For definitions of ESG performance indicators, please refer to the last page of the document.

Portfolio ESG score

	Fund	Universe
 Overall ESG score	78	63
Coverage rate	96%	100%

Levels A B C D E refer to the five equal portions (quintiles) into which the universe is divided, with A being the best score and E the worst.

Score for E, S and G factors

	Fund	Universe
Environment	69	64
Social	75	62
Governance	65	61

Best portfolio's ESG score

Value	Sector	Weight	ESG rating
SRGIM 4 1/2 PERP - 10/12/73	Natural gas	0,34%	A
SRENVX 2.534 04/30/50 - 30/04/50	Insurance	0,23%	A
SRENVX 3.89 03/26/33 - 26/03/33	Insurance	0,19%	A
ALVGR 4.851 07/26/54 - 26/07/54	Insurance	0,14%	A
ALVGR 1.301 09/25/49 - 25/09/49	Insurance	0,12%	A

ESG performance indicators definition

Carbon intensity

The carbon intensity is the weighted average greenhouse gas (GHG) emissions per million euros of revenue. Scope 1, 2 and 3 emissions are taken into account.

Scope 1 and 2 correspond to emissions directly emitted by the company and those indirectly linked to its energy consumption. Scope 3 emissions are those emitted by the company's suppliers and those emitted during the use and end of life of the products it creates.

Source: MSCI, Groupama AM calculations.

Green Part

The green share is the percentage of a company's revenue devoted to economic activities that contribute positively to energy and ecological transition.

Source: Clarity AI, Groupama AM calculations

Implied temperature

Implied temperature is the difference between a company's projected carbon intensity trajectory and the reference trajectory of a climate scenario compatible with the Paris Agreements.

Source: MSCI, Groupama AM calculations.

Net job creation

Average percentage of growth in number of employees over one year.

Source: Moody's ESG, Groupama AM calculations.

Training hours

Average number of training hours per employee per year.

Source : Vigeo Eiris, Groupama AM calculations.

Independence of directors

Proportion of portfolio made up of companies in which independent directors form a majority on the Board of Directors or Supervisory Board.

Source: Moody's ESG, Groupama AM calculations.

Board Gender Diversity

Average ratio of female to male board members in investee companies, expressed as a percentage of all board members.

Source: Clarity AI, Groupama AM calculations

For more information on technical terms, please visit our website: www.groupama-am.com

Data source

© 2025 Morningstar. All rights reserved. The information, data, analysis and opinions contained herein (1) include proprietary information of Morningstar, (2) may not be copied or redistributed, (3) do not constitute investment advice offered by Morningstar, (4) are provided for information purposes only and, as such, do not constitute an offer to buy or sell any security, and (5) are not guaranteed to be correct, complete or accurate. Morningstar shall not be liable for any business decisions, damages or other losses caused by or related to such information, intelligence, analyses or opinions or their use.

Historical modifications of the benchmark (10 years)

01/05/2005 - 24/08/2021

Barclays Capital Euro Agg. Corporate Closing

24/08/2021

Bloomberg Euro Agg. Corporate Closing

Disclaimer

Groupama Asset Management disclaims any liability in the event of alteration, distortion or falsification of this document. Any unauthorised modification, use or distribution thereof, in whole or in part, in any manner whatsoever, is prohibited.

Past performance is no guarantee of future performance and is not constant over time.

Sustainability information is available at <https://www.groupama-am.com/fr/finance-durable/>.

The information contained in this publication is based on sources that we consider reliable, but we do not guarantee that it is accurate, complete, valid or relevant. This Document may be modified at any time without prior notice.

Under no circumstances does this non-contractual document constitute a recommendation, a solicitation of an offer or an offer for purchase, sale or arbitrage, and should in no case be interpreted as such.

Investment carries a risk of capital loss. Before investing, investors should read the UCI's prospectus or key information document (KID). These and other periodic documents can be obtained free of charge on request from Groupama AM or at www.groupama-am.com.

Sub-fund of GROUPAMA FUND GENERATIONS, an open-ended investment company (SICAV) incorporated under French law in the form of a Société Anonyme (public limited company) - domiciled at 25 rue de la Ville l'Evêque - 75008 Paris and approved by the French Financial Markets Authority (Autorité des Marchés Financiers - AMF).

Not all sub-funds of the SICAV will necessarily be registered or authorised for sale in all jurisdictions or be available to all investors. The Management Company may at any time decide to terminate the marketing of the Sub-Fund in one or more jurisdictions.

Access to the products and services presented may be subject to restrictions with regard to certain persons or certain countries. The tax treatment depends on each person's situation.

Spain: The Prospectus and the Investor Information Document available in Spanish and the annual and semi-annual reports can be obtained from Groupama Asset Management SA sucursal en España, Paseo de la Castellana 95 28 Torre Europa, Madrid, registered under number 5 in the SGIC register of the CNMV or at www.groupama-am.com/es.

Italy: the Prospectus and the Investor Information Document available in Italian and the annual and semi-annual reports can be obtained from Groupama AM succursale italiana, Via di Santa Teresa 35, Roma or at www.groupama-am.fr/it.