

Aggregate

ISIN Code : FR001400NNM0

Marketing communication

GROUPAMA DYNAMIC BOND MEDIUM TERM RC

French mutual fund (FCP)

October 2024

Data as of

31/10/2024

Total net assets

866,41 M €

NAV per share

102,11 €

Risk Return

Lower risk

1 2 3 4 5 6 7

Higher risk

Potentially lower return

This indicator represents the risk profile displayed in the KID. The risk category is not guaranteed and may change during the month.

Potentially higher return

Recommended holding period

2 years 3 years 5 years 7 years

Characteristics

Ticker Bloomberg	GRDBMRC FP
Benchmark	Bloomberg Euro Aggregate 3 - 5 years Total Return Index close coupons reinvested
SFDR classification	Article 8
Fund's inception date	14/05/2024
Unit inception date	14/05/2024
Reference currency	EUR
PEA	No
PEA-PME	No

Fees

Maximum subscription fees	2,00%
Maximum redemption fees	-
Maximum direct management fees	0,50%
Maximum indirect management fees	0,00%

SFDR 8

Carbon intensity



259 tCO2

vs 480 for the universe

Green Part



3% of net assets

3% for the universe

Terms and conditions

Valuation frequency	Daily
Type of share	Accumulation
Minimum initial subscription :	-
Centralisation cut-off time	11:00, Paris
Type of NAV per share	unknown
Payment	D+2
Centralizer	CACEIS BANK

Past performance does not guarantee future performance.



Groupama
ASSET MANAGEMENT

GROUPAMA DYNAMIC BOND MEDIUM TERM RC

Aggregate

Data as of

31/10/2024

GROUPAMA DYNAMIC BOND MEDIUM TERM RC

BLOOMBERG EURO AGGREGATE 3 - 5 YEARS TOTAL RETURN INDEX CLOSE COUPONS REINVESTED

PORTFOLIO PERFORMANCE

The share was launched on 2024-05-14. In accordance with regulations, performance will be displayed starting from one year of historical data.

Past performance does not guarantee future performance.

Source : Groupama AM

Net cumulative returns in %

	YTD	1 month	3 months	1 year	3 years	5 years	10 years
Since	-	30/09/24	31/07/24	-	-	-	-
Fund	-	-	-	-	-	-	-
Benchmark	-	-	-	-	-	-	-
Excess return	-	-	-	-	-	-	-

Net annual returns in %

	2023	2022	2021	2020	2019	2018	2017	2016	2015	2014
Fund	-	-	-	-	-	-	-	-	-	-
Benchmark	-	-	-	-	-	-	-	-	-	-
Excess return	-	-	-	-	-	-	-	-	-	-

Source : Groupama AM

Risk analysis

	1 year	3 years	5 years	10 years
Volatility	-	-	-	-
Benchmark volatility	-	-	-	-
Tracking Error (Ex-post)	-	-	-	-
Information Ratio	-	-	-	-
Sharpe Ratio	-	-	-	-
correlation coefficient	-	-	-	-
Beta	-	-	-	-

Source : Groupama AM

GROUPAMA DYNAMIC BOND MEDIUM TERM RC

Aggregate

Data as of 31/10/2024

UCI profile

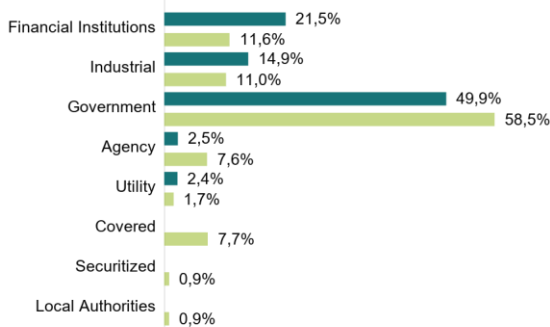
Number of holdings	126
Number of issuers	93
Portfolio average rating	BBB

Yield to maturity	3,1%
Modified duration	3.7
Duration	3.1
Credit derivatives (in %)	-0,39%

GROUPAMA DYNAMIC BOND MEDIUM TERM RC

BLOOMBERG EURO AGGREGATE 3 - 5 YEARS TOTAL RETURN INDEX CLOSE COUPONS REINVESTED

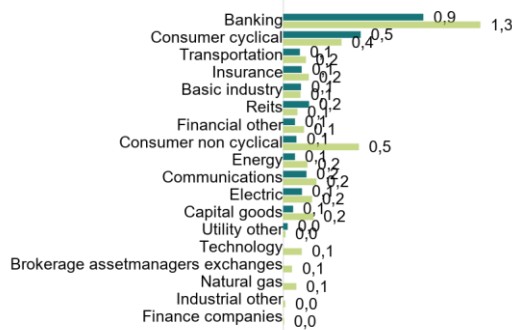
Breakdown by type of issuer (in % of the asset)



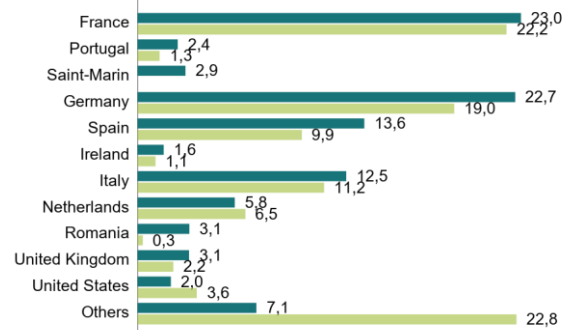
Breakdown by rating (in % of assets, excluding liquidity)



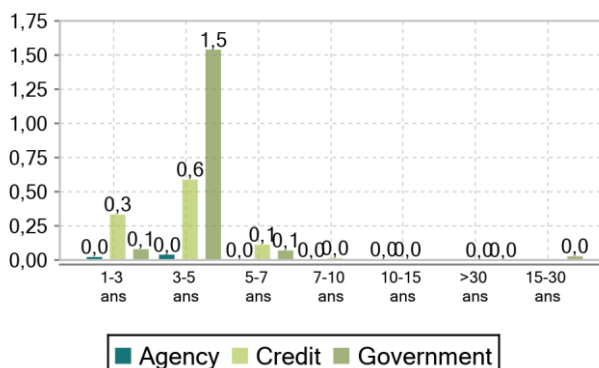
Breakdown by sector in points of sensibility (excluding derivatives)



Geographical breakdown (in % of the asset)



Breakdown of sensibility by sector and by segment



Source : Groupama AM

Top ten holdings in the portfolio (in % of assets)

	Country	Sector	% of the asset
FEDERAL REPUBLIC OF GERMANY - Groupe	Germany	Treasuries	8,7%
FEDERAL REPUBLIC OF GERMANY - Groupe	Germany	Treasuries	7,5%
KINGDOM OF SPAIN	Spain	Treasuries	6,6%
FRENCH REPUBLIC - Groupe	France	Treasuries	6,0%
REPUBLIC OF ITALY - Groupe	Italy	Treasuries	4,6%
FRENCH REPUBLIC - Groupe	France	Treasuries	4,1%
REPUBLIC OF ITALY - Groupe	Italy	Treasuries	2,9%
ROMANIA - Groupe	Romania	Sovereign	2,8%
REPUBLIC OF SAN MARINO	Saint-Marin	Sovereign	2,6%
FEDERAL REPUBLIC OF GERMANY - Groupe	Germany	Treasuries	1,5%
Total			47,5%

Source : Groupama AM

Investment team

Damien MARTIN

François FREYSSINIER

Source : Groupama AM

GROUPAMA DYNAMIC BOND MEDIUM TERM RC

Aggregate

Data as of 31/10/2024



ESG performance indicators

Criteria	ESG performance indicator	Measurement		Coverage rate(*)	
		Fund	Universe	Fund	Universe
Environment	Carbon intensity (in tCO ₂)	259	480	96%	92%
Social	Net job creation (in %)	4%	2%	39%	97%
	Training hours (in hours)	31	25	34%	54%
Human Rights	Human rights policy (in %)	95%	95%	39%	99%
Governance	Independence of directors (in %)	82%	52%	39%	99%

(*) The coverage ratio is the percentage of stocks that contribute to the ESG indicator score
For definitions of ESG performance indicators, please refer to the last page of the document.

Portfolio ESG score

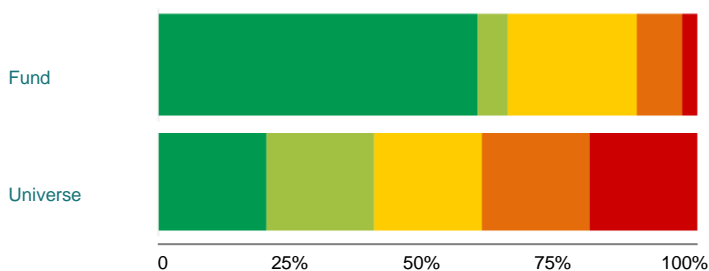
	Fund	Universe
A B C D E		
Overall ESG score	73	60
Coverage rate	86%	100%

Levels A B C D E refer to the five equal portions (quintiles) into which the universe is divided, with A being the best score and E the worst.

Score for E, S and G factors

	Fund	Universe
Environment	82	60
Social	63	60
Governance	59	60

Portfolio distribution by ESG score



Overall ESG score	Fund	Universe
A	59,2%	20,0%
B	5,6%	20,0%
C	23,9%	20,0%
D	8,4%	20,0%
E	2,8%	20,0%

Best portfolio's ESG score

Value	Sector	Weight	ESG rating
DBR 4 3/4 07/04/28 - 04/07/28	Treasuries	8,74%	A
OBL 2.2 04/13/28 - 13/04/28	Treasuries	7,51%	A
FRTR 5 1/2 04/25/29 - 25/04/29	Treasuries	6,05%	A
FRTR 0 3/4 05/25/28 - 25/05/28	Treasuries	4,13%	A
DBR 2.1 11/15/29 - 15/11/29	Treasuries	1,51%	A

Data source

© 2024 Morningstar. All rights reserved. The information, data, analysis and opinions contained herein (1) include proprietary information of Morningstar, (2) may not be copied or redistributed, (3) do not constitute investment advice offered by Morningstar, (4) are provided for information purposes only and, as such, do not constitute an offer to buy or sell any security, and (5) are not guaranteed to be correct, complete or accurate. Morningstar shall not be liable for any business decisions, damages or other losses caused by or related to such information, intelligence, analyses or opinions or their use.

Historical modifications of the benchmark (10 years)

No

Disclaimer

Groupama Asset Management disclaims any liability in the event of alteration, distortion or falsification of this document. Any unauthorised modification, use or distribution thereof, in whole or in part, in any manner whatsoever, is prohibited.

Past performance is no guarantee of future performance and is not constant over time.

Sustainability information is available at <https://www.groupama-am.com/fr/finance-durable/>.

The information contained in this publication is based on sources that we consider reliable, but we do not guarantee that it is accurate, complete, valid or relevant. This Document may be modified at any time without prior notice.

Under no circumstances does this non-contractual document constitute a recommendation, a solicitation of an offer or an offer for purchase, sale or arbitrage, and should in no case be interpreted as such.

Investment carries a risk of capital loss. Before investing, investors should read the UCI's prospectus or key information document (KID). These and other periodic documents can be obtained free of charge on request from Groupama AM or at www.groupama-am.com.

The Management Company may at any time decide to terminate the marketing of the Fund in one or more jurisdictions.

Access to the products and services presented may be subject to restrictions with regard to certain persons or certain countries. The tax treatment depends on each person's situation.

Spain: The Prospectus and the Investor Information Document available in Spanish and the annual and semi-annual reports can be obtained from Groupama Asset Management SA sucursal en España, Paseo de la Castellana 95 28 Torre Europa, Madrid, registered under number 5 in the SGIC register of the CNMV or at www.groupama-am.com/es.

Italy: the Prospectus and the Investor Information Document available in Italian and the annual and semi-annual reports can be obtained from Groupama AM succursale italiana, Via di Santa Teresa 35, Roma or at www.groupama-am.fr/it.

Switzerland: the SICAV complies with Swiss law on distribution to qualified investors in Switzerland. The local Representative is ACOLIN Fund Services AG, Leutschenbachstrasse 50, CH-8050 Zurich and the Paying Agent for Sub-Funds registered for public offering in Switzerland is Banque Cantonale de Genève, Quai de l'Île, CH-1204 Geneva. This document may be published, transmitted or distributed, but does not constitute an offer to the public in Switzerland. Recipients of this document in Switzerland must not pass it on to a third party without first consulting their legal advisor or other professional advisor or representative.

Belgium: the Prospectus and the Investor Information Document available in French and the current annual and semi-annual reports can be obtained from CACEIS Bank, Belgium Branch, Avenue du Port 86, 1000 Brussels or at groupama-am.fr/be.

Germany: the Prospectus and the Investor Information Document available in German and the current annual and semi-annual reports can be obtained from CACEIS Germany, Lilienthalallee 36, 80939 Munich, Germany.

Portugal: the Prospectus and the Investor Information Document available in Portuguese and the current annual and semi-annual reports can be obtained from Bancobest, rue Castilho 26, Piso 2, 1250-069 Lisbon, Portugal.

Netherlands: the Prospectus and the Investor Information Document available in Dutch and the current annual and semi-annual reports can be obtained from Groupama AM.