

State

ISIN Code : FR0012726511

Marketing communication

# GROUPAMA EURO GOVIES NC

French mutual fund (FCP)

July 2025

Data as of

31/07/2025



Morningstar rating  
(Data as of 30/06/2025)



Category "EAA Fund EUR Government Bond"

## Total net assets

755,98 M €

## NAV per share

423,25 €

## Risk Return

Lower risk

1

2

3

4

5

6

7

Higher risk

Potentially lower return    This indicator represents the risk profile displayed in the KID. The risk category is not guaranteed and may change during the month.    Potentially higher return

## Recommended holding period

1 years

3 years

5 years

## Characteristics

Ticker Bloomberg	GREEINE FP
Benchmark	Bloomberg Euro Aggregate Treasury
SFDR classification	Article 8
Fund's inception date	02/03/2011
Unit inception date	01/09/2015
Reference currency	EUR
PEA	No
PEA-PME	No

## Fees

Maximum subscription fees	2,75%
Maximum redemption fees	-
Maximum direct management fees	1,10%
Maximum indirect management fees	0,00%

## Terms and conditions

Valuation frequency	Daily
Type of share	Accumulation
Minimum initial subscription :	-
Centralisation cut-off time	11:00, Paris
Type of NAV per share	unknown
Payment	D+2
Transfer agent	CACEIS BANK

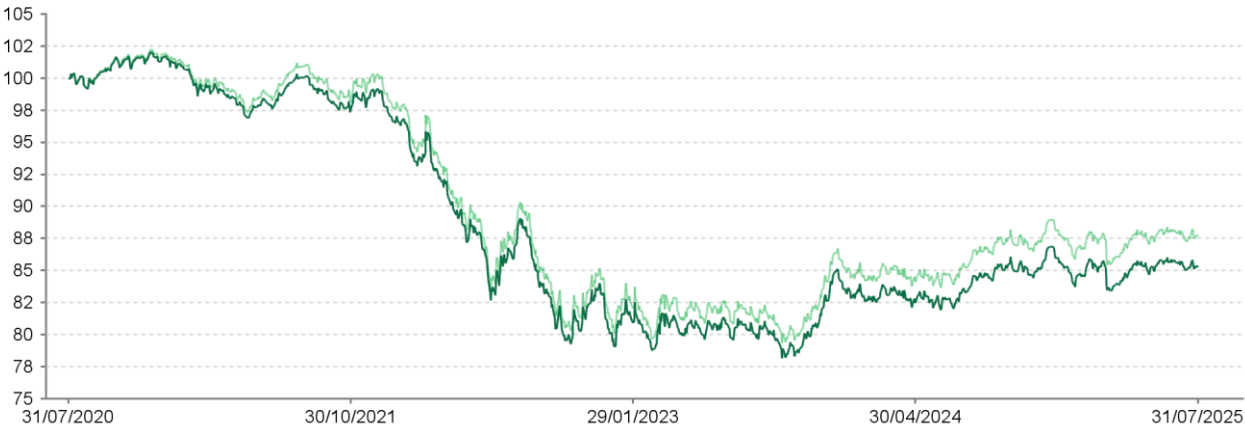


GROUPAMA EURO GOVIES NC



BLOOMBERG EURO AGGREGATE TREASURY

Returns 5 years (on a basis of 100)



Past performance does not guarantee future performance.

Source : Groupama AM

Net cumulative returns in %

	YTD	1 month	3 months	1 year	3 years	5 years	10 years
Since	31/12/24	30/06/25	30/04/25	31/07/24	29/07/22	31/07/20	-
Fund	0,04	-0,22	-0,42	1,40	-3,68	-14,64	-
Benchmark	0,29	-0,23	-0,33	1,91	-2,32	-12,24	-
Excess return	-0,25	0,01	-0,09	-0,51	-1,36	-2,40	-

Net annual returns in %

	2024	2023	2022	2021	2020	2019	2018	2017	2016	2015
Fund	1,23	6,52	-18,65	-4,27	4,00	-0,41	-	-	-	-
Benchmark	1,88	7,13	-18,46	-3,46	4,99	-0,54	-	-	-	-
Excess return	-0,65	-0,61	-0,19	-0,81	-0,99	0,12	-	-	-	-

Source : Groupama AM

Risk analysis

	1 year	3 years	5 years	10 years
Volatility	4,52%	6,23%	5,98%	-
Benchmark volatility	4,54%	6,43%	6,18%	-
Tracking Error (Ex-post)	0,44	0,51	0,47	-
Information Ratio	-1,15	-0,89	-1,17	-
Sharpe Ratio	-0,13	-0,63	-0,79	-
correlation coefficient	1,00	1,00	1,00	-
Beta	0,99	0,97	0,96	-

Source : Groupama AM

Main risks related to the portfolio

- Interest rate risk
- Credit risk
- Risk of capital loss

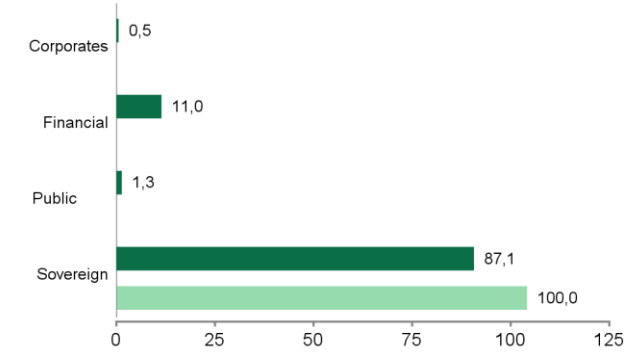
UCI profile

Number of holdings	155	Yield to maturity	3,2%
Number of issuers	56	Modified duration	7.2
Portfolio average rating	A	Duration	7.4
		Credit derivatives (in %)	0,00%

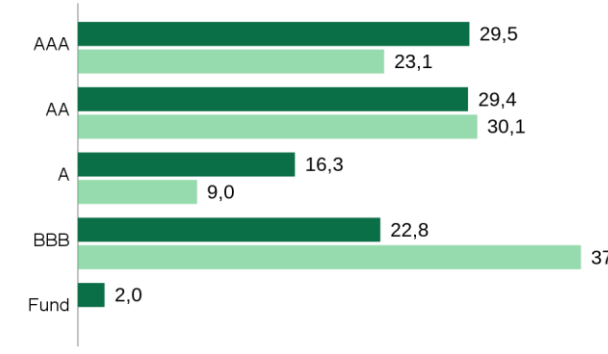
GROUPAMA EURO GOVIES NC

BLOOMBERG EURO AGGREGATE TREASURY

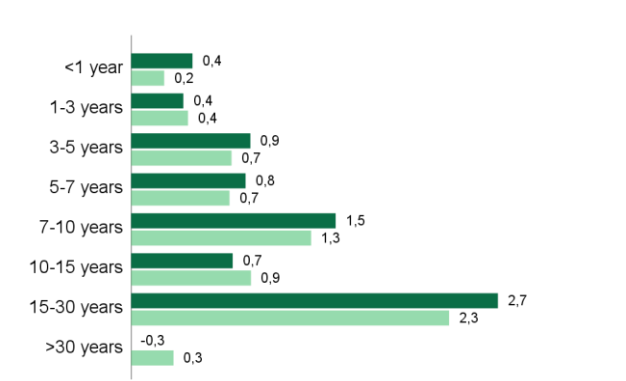
Breakdown by type of issuer (as % of assets, excluding liquidity)



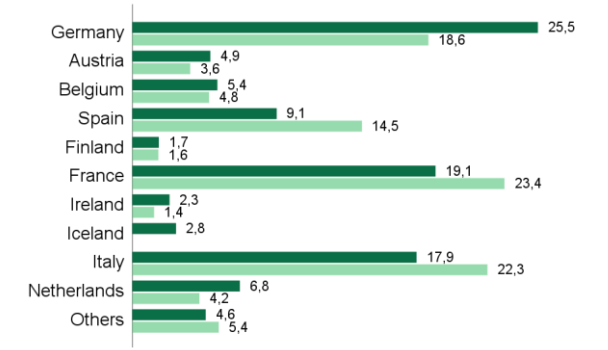
Breakdown by rating (in % of assets, excluding liquidity)



Modified duration breakdown by maturity



Geographical breakdown (as % of assets, excluding liquidity)



Top ten holdings in the portfolio (in % of assets)

	Country	Sector	% of the asset
FEDERAL REPUBLIC OF GERMANY - Groupe	Germany	Treasuries	6,7%
FEDERAL REPUBLIC OF GERMANY - Groupe	Germany	Treasuries	4,0%
REPUBLIC OF ICELAND - Groupe	Iceland	Sovereign	2,8%
REPUBLIC OF ITALY - Groupe	Italy	Treasuries	2,7%
REPUBLIC OF AUSTRIA - Groupe	Austria	Treasuries	2,7%
KINGDOM OF THE NETHERLANDS - Groupe	Netherlands	Treasuries	2,7%
FEDERAL REPUBLIC OF GERMANY - Groupe	Germany	Treasuries	2,6%
FRENCH REPUBLIC - Groupe	France	Treasuries	2,6%
REPUBLIC OF ITALY - Groupe	Italy	Treasuries	2,5%
FEDERAL REPUBLIC OF GERMANY - Groupe	Germany	Treasuries	2,3%
Total			31,6%

Source : Groupama AM

Investment team

Marie-Françoise GIRAUD

Manon TRAN-DINH

François FREYSSINIER



Fund manager's report

Source : Groupama AM

On 1 January 2025, the fund renewed its SRI label by complying with the requirements under version 3. Given the specific nature of the asset class, the fund has developed the two sustainability indicators selected in line with the ESG objectives of Groupama Euro Govies. From 28/02/2025, the two new sustainability indicators will be carbon intensity and the average score for freedom of expression, calculated on the “sovereigns and similar” portion of the fund.




Key ESG performance indicators

	Carbon intensity	Fund coverage ratio(*)	Fund	Universe		Freedom of expression and citizenship	Fund coverage ratio(*)	Fund	Universe
		99%	298	355			97%	1,37	1,18

(\*) The coverage ratio is the percentage of stocks that contribute to the ESG indicator score  
For definitions of ESG performance indicators, please refer to the last page of the document.

Portfolio ESG score

	Fund	Universe
		
Overall ESG score	64	63
Coverage rate	95%	100%

Score for E, S and G factors

	Fund	Universe
Environment	65	64
Social	42	63
Governance	25	63

Levels A B C D E refer to the five equal portions (quintiles) into which the universe is divided, with A being the best score and E the worst.



ESG performance indicators definition

Carbon intensity

The carbon intensity is the weighted average greenhouse gas (GHG) emissions per million euros of revenue. Scope 1, 2 and 3 emissions are taken into account.  
Scope 1 and 2 correspond to emissions directly emitted by the company and those indirectly linked to its energy consumption. Scope 3 emissions are those emitted by the company's suppliers and those emitted during the use and end of life of the products it creates.  
Source: MSCI, Groupama AM calculations.

Green Part

The green share is the percentage of a company's revenue devoted to economic activities that contribute positively to energy and ecological transition.  
Source: Clarity AI, Groupama AM calculations

Implied temperature

Implied temperature is the difference between a company's projected carbon intensity trajectory and the reference trajectory of a climate scenario compatible with the Paris Agreements.  
Source: MSCI, Groupama AM calculations.

Long-term unemployment rate

Score ranging from 1 (high) to 10 (low). The score is calculated from national long-term unemployment rates, defined as the percentage of the labour force aged from 15 to 64 who have been unemployed for 12 months or more.

Freedom of expression and citizenship

Perception of the extent to which citizens of a country can participate in the selection of their government, as well as freedom of speech, association, and the press. The score varies from 0 (very bad perception) to 100 (very good perception)

Control of corruption

Perception of the extent to which public power is exercised for private interests, whether small or large forms of corruption, as well as the private interests of the elites of a given state. The score varies from 0 (very bad perception) to 100 (very good perception)

For more information on technical terms, please visit our website: [www.groupama-am.com](http://www.groupama-am.com)

Data source

© 2025 Morningstar. All rights reserved. The information, data, analysis and opinions contained herein (1) include proprietary information of Morningstar, (2) may not be copied or redistributed, (3) do not constitute investment advice offered by Morningstar, (4) are provided for information purposes only and, as such, do not constitute an offer to buy or sell any security, and (5) are not guaranteed to be correct, complete or accurate. Morningstar shall not be liable for any business decisions, damages or other losses caused by or related to such information, intelligence, analyses or opinions or their use.

Historical modifications of the benchmark (10 years)

01/06/2015 - 01/09/2015	Barclays Capital Euro Aggregate Treasury
01/09/2015 - 07/03/2018	Bloomberg Euro Aggregate Treasury
07/03/2018	Barclays Euro Aggregate Treasury

## Disclaimer

Groupama Asset Management disclaims any liability in the event of alteration, distortion or falsification of this document. Any unauthorised modification, use or distribution thereof, in whole or in part, in any manner whatsoever, is prohibited.

Past performance is no guarantee of future performance and is not constant over time.

Sustainability information is available at <https://www.groupama-am.com/fr/finance-durable/>.

The information contained in this publication is based on sources that we consider reliable, but we do not guarantee that it is accurate, complete, valid or relevant. This Document may be modified at any time without prior notice.

Under no circumstances does this non-contractual document constitute a recommendation, a solicitation of an offer or an offer for purchase, sale or arbitrage, and should in no case be interpreted as such.

Investment carries a risk of capital loss. Before investing, investors should read the UCI's prospectus or key information document (KID). These and other periodic documents can be obtained free of charge on request from Groupama AM or at [www.groupama-am.com](http://www.groupama-am.com).

The Management Company may at any time decide to terminate the marketing of the Fund in one or more jurisdictions.

Access to the products and services presented may be subject to restrictions with regard to certain persons or certain countries. The tax treatment depends on each person's situation.

Spain: The Prospectus and the Investor Information Document available in Spanish and the annual and semi-annual reports can be obtained from Groupama Asset Management SA sucursal en España, Paseo de la Castellana 95 28 Torre Europa, Madrid, registered under number 5 in the SGIC register of the CNMV or at [www.groupama-am.com/es](http://www.groupama-am.com/es).

Italy: the Prospectus and the Investor Information Document available in Italian and the annual and semi-annual reports can be obtained from Groupama AM succursale italiana, Via di Santa Teresa 35, Roma or at [www.groupama-am.fr/it](http://www.groupama-am.fr/it).

Switzerland: the SICAV complies with Swiss law on distribution to qualified investors in Switzerland. The local Representative is ACOLIN Fund Services AG, Leutschenbachstrasse 50, CH-8050 Zurich and the Paying Agent for Sub-Funds registered for public offering in Switzerland is Banque Cantonale de Genève, Quai de l'Île, CH-1204 Geneva. This document may be published, transmitted or distributed, but does not constitute an offer to the public in Switzerland. Recipients of this document in Switzerland must not pass it on to a third party without first consulting their legal advisor or other professional advisor or representative.

Belgium: the Prospectus and the Investor Information Document available in French and the current annual and semi-annual reports can be obtained from CACEIS Bank, Belgium Branch, Avenue du Port 86, 1000 Brussels or at [groupama-am.fr/be](http://groupama-am.fr/be).

Germany: the Prospectus and the Investor Information Document available in German and the current annual and semi-annual reports can be obtained from CACEIS Germany, Lilienthalallee 36, 80939 Munich, Germany.

Portugal: the Prospectus and the Investor Information Document available in Portuguese and the current annual and semi-annual reports can be obtained from Bancobest, rue Castilho 26, Piso 2, 1250-069 Lisbon, Portugal.

Netherlands: the Prospectus and the Investor Information Document available in Dutch and the current annual and semi-annual reports can be obtained from Groupama AM.