

Profiled

ISIN Code : FR0014009F22

Marketing communication

# GROUPAMA CONVICTIONS E3C

Fund of funds

**1** Previously GROUPAMA SELECTION ISR CONVICTIONS E3 . Effective date of the name change: 24/06/2024 .

October 2024

Data as of

31/10/2024



## Total net assets

993,36 M €

## NAV per share

119,46 €

## Risk Return

Lower risk

1 2 **3** 4 5 6 7

Higher risk

Potentially lower return Potentially higher return This indicator represents the risk profile displayed in the KID. The risk category is not guaranteed and may change during the month.

## Recommended holding period

2 years **3 years** 5 years 7 years

## Characteristics

Ticker Bloomberg	N/A
Benchmark	50% MSCI World clôture € (dividendes nets réinvestis) 50% Bloomberg EuroAgg Total Return Unhedged EUR
SFDR classification	Article 8
Sub-fund inception date	19/09/1997
Unit inception date	19/04/2022
Reference currency	EUR
PEA	No
PEA-PME	No

## Fees

Maximum subscription fees	4,00%
Maximum redemption fees	-
Maximum direct management fees	1,00%
Maximum indirect management fees	0,20%

SFDR 8

## Terms and conditions

Valuation frequency	Daily
Type of share	Accumulation
Minimum initial subscription :	0,01 €
Centralisation cut-off time	09:30, Paris
Type of NAV per share	unknown
Payment	D+3
Centralizer	CACEIS BANK

Past performance does not guarantee future performance.

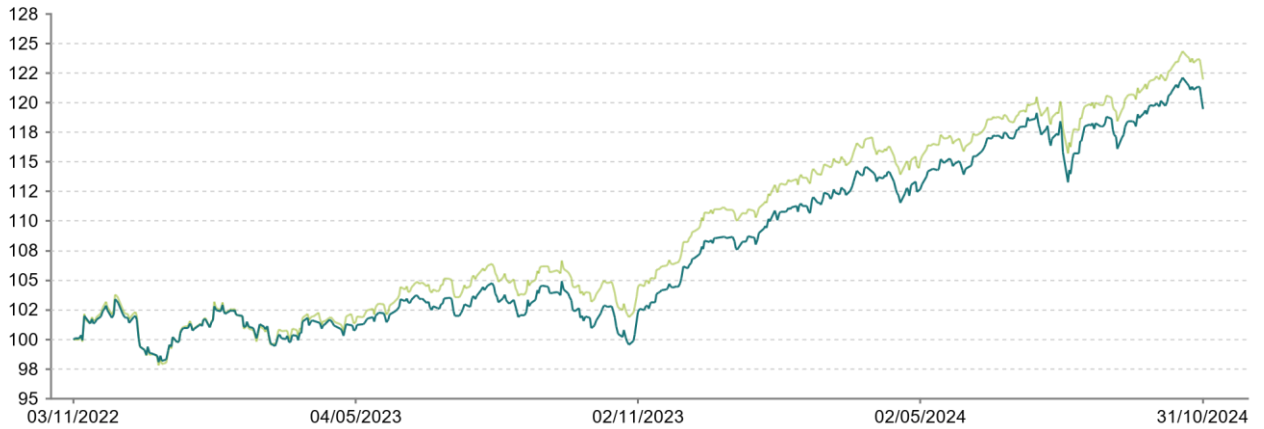


**Groupama**  
ASSET MANAGEMENT

## GROUPAMA CONVICTIONS E3C

50% MSCI WORLD CLÔTURE € (DIVIDENDES NETS RÉINVESTIS)  
50% BLOOMBERG EUROAGG TOTAL RETURN UNHEDGED EUR

### PORTFOLIO PERFORMANCE



Past performance does not guarantee future performance.

Source : Groupama AM

### Net cumulative returns in %

	YTD	1 month	3 months	1 year	3 years	5 years	10 years
Since	29/12/23	30/09/24	31/07/24	31/10/23	-	-	-
Fund	<b>10,04</b>	<b>-0,24</b>	<b>0,88</b>	<b>18,94</b>	-	-	-
Benchmark	9,91	0,01	1,52	18,66	-	-	-
Excess return	0,13	-0,25	-0,64	0,27	-	-	-

### Net annual returns in %

	2023	2022	2021	2020	2019	2018	2017	2016	2015	2014
Fund	<b>10,57</b>	-	-	-	-	-	-	-	-	-
Benchmark	13,31	-	-	-	-	-	-	-	-	-
Excess return	-2,74	-	-	-	-	-	-	-	-	-

Source : Groupama AM

### Risk analysis

	1 year	3 years	5 years	10 years
Volatility	6,67%	-	-	-
Benchmark volatility	5,96%	-	-	-
Tracking Error (Ex-post)	1,15	-	-	-
Information Ratio	-0,06	-	-	-
Sharpe Ratio	1,74	-	-	-
correlation coefficient	0,99	-	-	-
Beta	1,11	-	-	-

Source : Groupama AM

### Main risks related to the portfolio

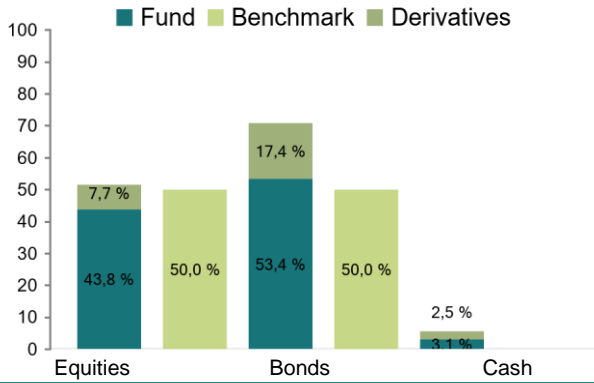
- Risque actions
- Risk of capital loss
- Interest rate risk
- Credit risk
- Foreign exchange risk

## GROUPAMA CONVICTIONS E3C

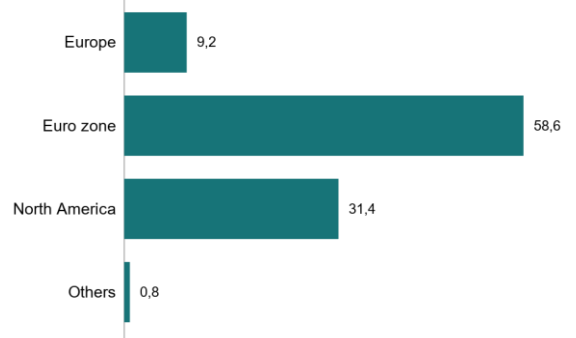
50% MSCI WORLD CLÔTURE € (DIVIDENDES NETS RÉINVESTIS)  
50% BLOOMBERG EUROAGG TOTAL RETURN UNHEDGED EUR

### Portfolio structure

#### Breakdown by asset class (as % of exposure)



#### Geographical breakdown (as % of assets, excluding liquidity)



#### 5 main internal funds returns (in % of the asset)

Fund	% of the asset	Fund YTD returns	Benchmark YTD returns	Excess return	Fund MTD returns	Benchmark MTD returns	Excess return
GROUPAMA EURO GOVIES - OAC	14,46%	1,09%	0,98%	0,11%	-0,93%	-0,97%	0,04%
GROUPAMA EURO BOND - OAC	12,93%	1,75%	1,73%	0,02%	-0,55%	-0,75%	0,20%
GROUPAMA EURO CREDIT - OAC	10,39%	4,27%	3,51%	0,75%	-0,10%	-0,31%	0,20%
GROUPAMA AMERICA ACTIVE EQUITY - OAC	10,15%	23,32%	22,67%	0,65%	1,38%	1,84%	-0,46%
GROUPAMA US STOCK - OAC	9,17%	19,44%	20,56%	-1,13%	-1,21%	-0,93%	-0,28%

Past performance does not guarantee future performance.

#### Investment team

Florent VAUTIER

Selim BOUGHALEM

Source : Groupama AM

# GROUPAMA CONVICTIONS E3C

Profiled

Data as of

31/10/2024

GROUPAMA CONVICTIONS E3C

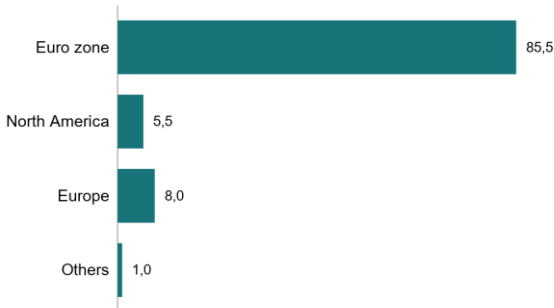
50% MSCI WORLD CLÔTURE € (DIVIDENDES NETS RÉINVESTIS)  
50% BLOOMBERG EUROAGG TOTAL RETURN UNHEDGED EUR

## Fixed Income Analysis

### 5 main internal bond funds returns (in % of the asset)

Fund	% of the asset	Fund YTD returns	Benchmark YTD returns	Excess return	Fund MTD returns	Benchmark MTD returns	Excess return
GROUPAMA EURO GOVIES - OAC	14,46%	1,09%	0,98%	0,11%	-0,93%	-0,97%	0,04%
GROUPAMA EURO BOND - OAC	12,93%	1,75%	1,73%	0,02%	-0,55%	-0,75%	0,20%
GROUPAMA EURO CREDIT - OAC	10,39%	4,27%	3,51%	0,75%	-0,10%	-0,31%	0,20%
GROUPAMA ULTRA SHORT TERM - IC	6,82%	3,64%	3,25%	0,39%	0,38%	0,29%	0,09%
GROUPAMA EURO CREDIT SHORT DURATION - OAC	2,40%	4,42%	3,84%	0,58%	0,25%	0,08%	0,17%

### Geographical breakdown (in % of the part, excluding liquidity)

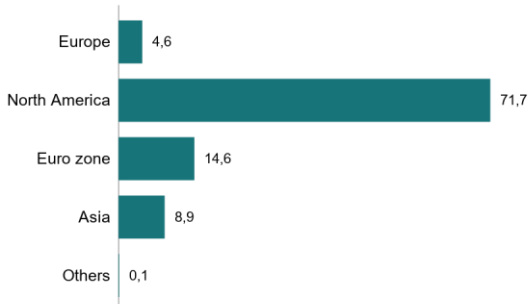


## Equity Analysis

### 5 main internal equity funds returns (in % of the asset)

Fund	% of the asset	Fund YTD returns	Benchmark YTD returns	Excess return	Fund MTD returns	Benchmark MTD returns	Excess return
GROUPAMA AMERICA ACTIVE EQUITY - OAC	10,15%	23,32%	22,67%	0,65%	1,38%	1,84%	-0,46%
GROUPAMA US STOCK - OAC	9,17%	19,44%	20,56%	-1,13%	-1,21%	-0,93%	-0,28%
GROUPAMA EUROPE STOCK - OAC	2,79%	9,83%	7,98%	1,85%	-2,35%	-3,26%	0,91%
GROUPAMA EUROPE ACTIVE EQUITY - OAC	2,79%	8,14%	7,98%	0,16%	-2,72%	-3,26%	0,54%
GROUPAMA GLOBAL DISRUPTION - OAD	2,02%	19,30%	18,54%	0,76%	-0,03%	0,76%	-0,79%

### Geographical breakdown (in % of the part, excluding liquidity)



Past performance does not guarantee future performance.

Source : Groupama AM

Source : Groupama AM

## Percentage of labelled funds in portfolio



■ Labelled funds : 94,37%  
 ■ Unlabelled funds : 5,91%

## Details of funds in portfolio

Fund name	Asset class	SRI label	% of net assets
GROUPAMA EURO GOVIES	Bonds	Yes	14,47%
AMUNDI S&P 500 ESG UCITS ACC	Equities	Yes	13,21%
GROUPAMA EURO BOND	Bonds	Yes	12,93%
GROUPAMA EURO CREDIT	Bonds	Yes	10,39%
GROUPAMA AMERICA ACTIVE EQUITY	Equities	Yes	10,15%
GROUPAMA US STOCK	Equities	Yes	9,17%
GROUPAMA ULTRA SHORT TERM	Bonds	Yes	6,82%
AMUNDI INDEX EURO AGG SRI-C	Bonds	Yes	5,21%
GROUPAMA EUROPE STOCK	Equities	Yes	2,79%
GROUPAMA EUROPE ACTIVE EQUITY	Equities	Yes	2,79%
GROUPAMA EURO CREDIT SHORT DURATION	Bonds	Yes	2,40%
GROUPAMA GLOBAL DISRUPTION	Equities	No	2,02%
ISHARES MSCI CANADA ACC	Equities	No	1,75%
BNP MSCI JAPAN ESG MIN TE	Equities	Yes	1,65%
AMUNDI MSCI PAC EXJ SRI PA-C	Equities	Yes	1,46%
ODDO BHF EUR HY-CP EUR	Bonds	No	0,79%
SHELCH OPTIMAL INCOME ESG-I	Bonds	Yes	0,68%
GROUPAMA EURO HIGH YIELD	Bonds	No	0,55%
ISHARES S&P HEALTH CARE	Equities	No	0,51%
GROUPAMA EUROPE HIGH YIELD 2028	Bonds	No	0,29%
SCOR SUS EURO HIGH YIELD	Bonds	Yes	0,25%

## ESG performance indicators definition

### Carbon intensity

The carbon intensity is the weighted average greenhouse gas (GHG) emissions per million euros of revenue. Scope 1, 2 and 3 emissions are taken into account.

Scope 1 and 2 correspond to emissions directly emitted by the company and those indirectly linked to its energy consumption. Scope 3 emissions are those emitted by the company's suppliers and those emitted during the use and end of life of the products it creates.

Source: MSCI, Groupama AM calculations.

### Green Part

The green share is the percentage of a company's revenue devoted to economic activities that contribute positively to energy and ecological transition.

Source: Clarity AI, Groupama AM calculations

### Implied temperature

Implied temperature is the difference between a company's projected carbon intensity trajectory and the reference trajectory of a climate scenario compatible with the Paris Agreements.

Source: MSCI, Groupama AM calculations.

### Net job creation

Average percentage of growth in number of employees over one year.

Source: Moody's ESG, Groupama AM calculations.

### Training hours

Average number of training hours per employee per year.

Source : Vigeo Eiris, Groupama AM calculations.

### Human rights policy

Proportion of portfolio made up of companies that have implemented a human rights policy.

Source : Moody's ESG, Groupama AM calculations.

### Independence of directors

Proportion of portfolio made up of companies in which independent directors form a majority on the Board of Directors or Supervisory Board.

Source: Moody's ESG, Groupama AM calculations.

For more information on technical terms, please visit our website: [www.groupama-am.com](http://www.groupama-am.com)

## Data source

© 2024 Morningstar. All rights reserved. The information, data, analysis and opinions contained herein (1) include proprietary information of Morningstar, (2) may not be copied or redistributed, (3) do not constitute investment advice offered by Morningstar, (4) are provided for information purposes only and, as such, do not constitute an offer to buy or sell any security, and (5) are not guaranteed to be correct, complete or accurate. Morningstar shall not be liable for any business decisions, damages or other losses caused by or related to such information, intelligence, analyses or opinions or their use.

## Historical modifications of the benchmark (10 years)

No

## Disclaimer

Groupama Asset Management disclaims any liability in the event of alteration, distortion or falsification of this document. Any unauthorised modification, use or distribution thereof, in whole or in part, in any manner whatsoever, is prohibited.

Past performance is no guarantee of future performance and is not constant over time.

Sustainability information is available at <https://www.groupama-am.com/fr/finance-durable/>.

The information contained in this publication is based on sources that we consider reliable, but we do not guarantee that it is accurate, complete, valid or relevant. This Document may be modified at any time without prior notice.

Under no circumstances does this non-contractual document constitute a recommendation, a solicitation of an offer or an offer for purchase, sale or arbitrage, and should in no case be interpreted as such.

Investment carries a risk of capital loss. Before investing, investors should read the UCI's prospectus or key information document (KID). These and other periodic documents can be obtained free of charge on request from Groupama AM or at [www.groupama-am.com](http://www.groupama-am.com).

Sub-fund of GROUPAMA SELECTION, an open-ended investment company (SICAV) incorporated under French law in the form of a Société Anonyme (public limited company) - domiciled at 25 rue de la Ville l'Evêque - 75008 Paris and approved by the French Financial Markets Authority (Autorité des Marchés Financiers - AMF).

Not all sub-funds of the SICAV will necessarily be registered or authorised for sale in all jurisdictions or be available to all investors. The Management Company may at any time decide to terminate the marketing of the Sub-Fund in one or more jurisdictions.

Access to the products and services presented may be subject to restrictions with regard to certain persons or certain countries. The tax treatment depends on each person's situation.

Spain: The Prospectus and the Investor Information Document available in Spanish and the annual and semi-annual reports can be obtained from Groupama Asset Management SA sucursal en España, Paseo de la Castellana 95 28 Torre Europa, Madrid, registered under number 5 in the SGIC register of the CNMV or at [www.groupama-am.com/es](http://www.groupama-am.com/es).

Italy: the Prospectus and the Investor Information Document available in Italian and the annual and semi-annual reports can be obtained from Groupama AM succursale italiana, Via di Santa Teresa 35, Roma or at [www.groupama-am.fr/it](http://www.groupama-am.fr/it).