

Credit

ISIN Code : FR0000171837

Marketing communication

GROUPAMA EURO CREDIT SHORT DURATION ZC

Sub-fund of a French SICAV

November 2025

Data as of

28/11/2025

Total net assets

82,74 M €

NAV per share

3 438,79 €

Risk Return

Lower risk

1

2

3

4

5

6

7

Higher risk

Potentially lower return

This indicator represents the risk profile displayed in the KID. The risk category is not guaranteed and may change during the month.

Potentially higher return

Recommended holding period

6 months

18 months

2 years

3 years

Characteristics

Ticker Bloomberg	GRPTRSR FP
Benchmark	Bloomberg Euro Aggregate Corporate 1-3 years Closing
SFDR classification	Article 8
Fund's inception date	23/12/1993
Unit inception date	29/12/1993
Reference currency	EUR
PEA	No
PEA-PME	No

Fees

Maximum subscription fees	2,00%
Maximum redemption fees	-
Maximum direct management fees	0,50%
Maximum indirect management fees	0,00%

Morningstar rating
(Data as of 31/10/2025)



Category " EAA Fund EUR Corporate Bond - Short Term"

SFDR 8

Terms and conditions

Valuation frequency	Daily
Type of share	Accumulation
Minimum initial subscription :	-
Centralisation cut-off time	11:00, Paris
Type of NAV per share	unknown
Payment	D+2
Transfer agent	CACEIS BANK

GROUPAMA EURO CREDIT SHORT DURATION ZC

Credit

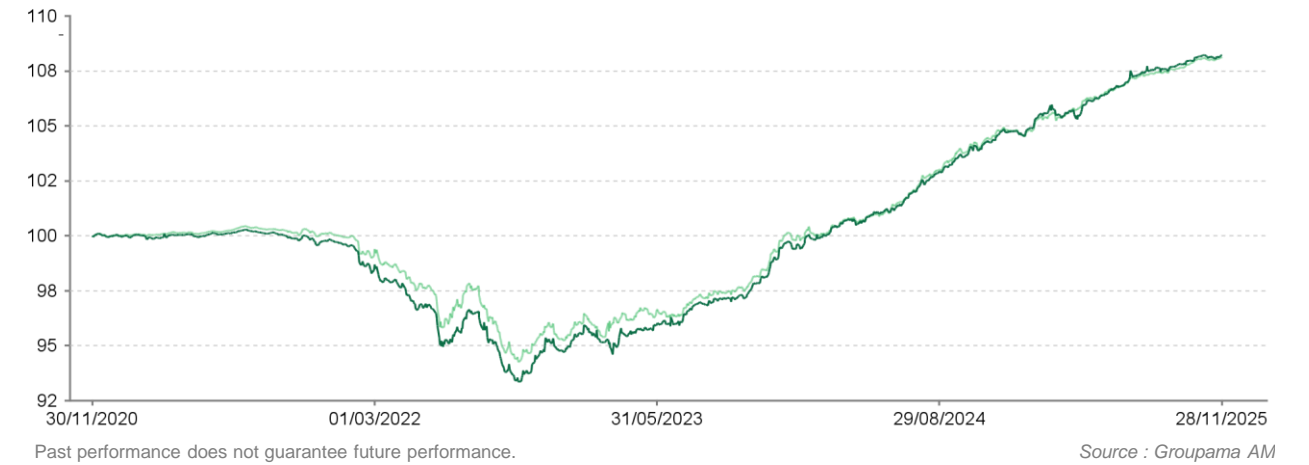
Data as of

28/11/2025

GROUPAMA EURO CREDIT SHORT DURATION ZC

BLOOMBERG EURO AGGREGATE CORPORATE 1-3 YEARS CLOSING

PORTFOLIO PERFORMANCE



Net cumulative returns in %

	YTD	1 month	3 months	1 year	3 years	5 years	10 years
Since	31/12/24	31/10/25	29/08/25	29/11/24	30/11/22	30/11/20	30/11/15
Fund	3,30	-0,00	0,60	3,55	14,26	8,23	10,83
Benchmark	3,16	0,03	0,61	3,26	13,11	8,13	12,17
Excess return	0,14	-0,03	-0,01	0,28	1,16	0,10	-1,35

Net annual returns in %

	2024	2023	2022	2021	2020	2019	2018	2017	2016	2015
Fund	5,05	5,30	-5,01	-0,27	0,41	1,09	-1,06	0,90	1,16	0,14
Benchmark	4,69	5,11	-4,78	0,03	0,69	1,34	-0,24	0,52	1,56	0,59
Excess return	0,36	0,19	-0,23	-0,30	-0,28	-0,25	-0,82	0,38	-0,41	-0,45

Source : Groupama AM

Risk analysis

	1 year	3 years	5 years	10 years
Volatility	1,04%	1,25%	1,54%	1,23%
Benchmark volatility	0,79%	1,27%	1,54%	1,13%
Tracking Error (Ex-post)	0,55	0,80	0,72	0,74
Information Ratio	0,52	0,25	0,02	-0,17
Sharpe Ratio	1,53	1,02	-0,04	0,70
correlation coefficient	0,86	0,79	0,88	0,81
Beta	1,14	0,78	0,88	0,88

Source : Groupama AM

Main risks related to the portfolio

- Interest rate risk
- Credit risk
- Risk of capital loss
- Counterparty risk

GROUPAMA EURO CREDIT SHORT DURATION ZC

Credit

Data as of 28/11/2025

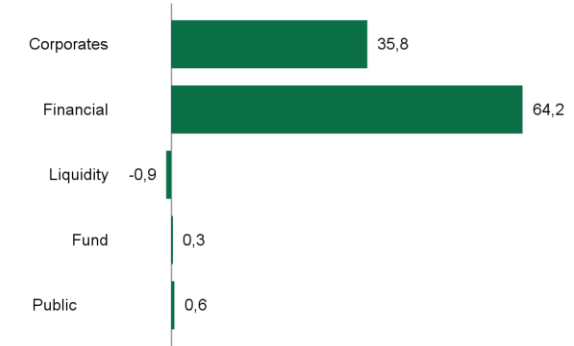
UCI profile

Number of holdings	142	Yield to maturity	3,1%
Number of issuers	111	Modified duration	1.8
Portfolio average rating	BBB	Duration	1.9
		Credit derivatives (in %)	0,00%

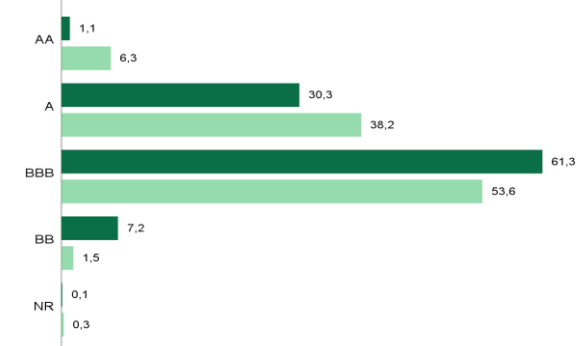
GROUPAMA EURO CREDIT SHORT DURATION ZC

BLOOMBERG EURO AGGREGATE CORPORATE
1-3 YEARS CLOSING

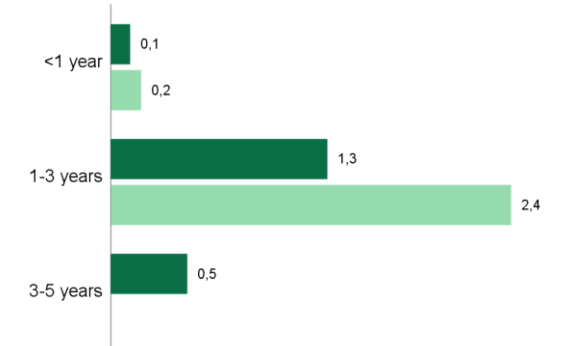
Breakdown by type of issuer (in % of the asset)



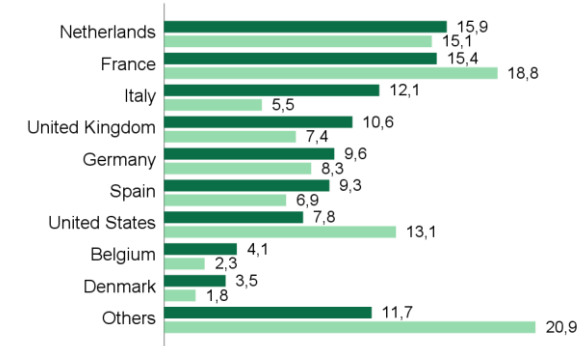
Breakdown by rating (in % of assets, excluding liquidity)



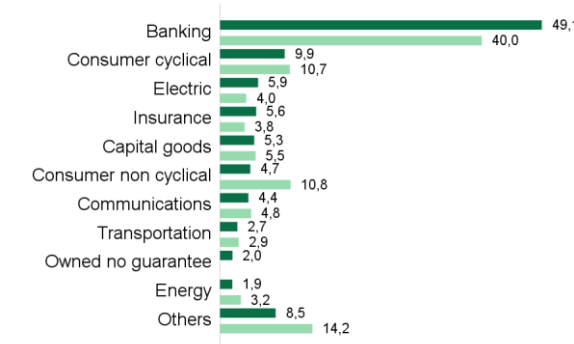
Modified duration breakdown by maturity



Geographical breakdown (as % of assets, excluding liquidity)



Sector breakdown (as % of assets, excluding liquidity)



Source : Groupama AM

Top ten holdings in the portfolio (in % of assets)

	Maturity date	Country	Sector	% of the asset	% of the asset in the benchmark
HSBC HOLDINGS PLC - Groupe	10/03/2027	United Kingdom	Banking	2,9%	0,2%
INTESA SANPAOLO SPA - Groupe	08/03/2027	Italy	Banking	2,3%	0,2%
UNICREDIT SPA - Groupe	15/11/2026	Italy	Banking	1,8%	0,1%
ABN AMRO BANK NV	22/09/2027	Netherlands	Mortgage assets	1,7%	0.0%
COOPERATIEVE RABOBANK UA - Groupe	29/06/2028	Netherlands	Banking	1,7%	0.0%
IBERDROLA FINANZAS SAU	25/04/2028	Spain	Electric	1,5%	0,1%
VOLKSWAGEN INTERNATIONAL FINAN	24/03/2026	Netherlands	Consumer cyclical	1,5%	0.0%
BANCO DE SABADELL SA - Groupe	07/02/2028	Spain	Banking	1,5%	0,1%
FORD MOTOR CREDIT CO LLC	03/08/2027	United States	Consumer cyclical	1,4%	0,1%
ING GROEP NV - Groupe	14/11/2026	Netherlands	Banking	1,4%	0,2%
Total				17,6%	

Source : Groupama AM

Investment team

Benjamin AUGE
Stephan MAZEL

Fund manager's report

Source : Groupama AM



Implementation of the following changes in July : - Change of provider of ESG data used to calculate certain indicators. For more information, please refer to the glossary.

GROUPAMA EURO CREDIT SHORT DURATION ZC

Credit


Data as of 28/11/2025

Key ESG performance indicators

	Fund coverage ratio(*)	Fund	Universe		Fund coverage ratio(*)	Fund	Universe
 Carbon intensity	97,7%	262,0	513,9	 Human rights policy	91,3%	90,7%	86,6%

(*) The coverage ratio is the percentage of stocks that contribute to the ESG indicator score
For definitions of ESG performance indicators, please refer to the last page of the document.

Portfolio ESG score

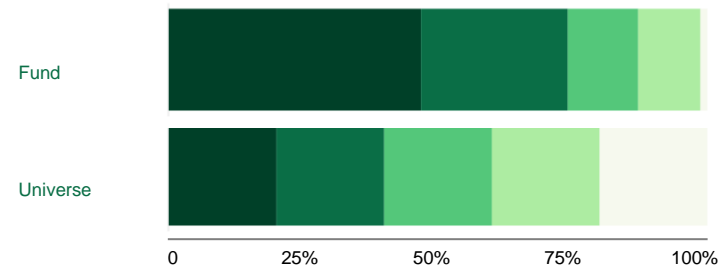
	Fund	Universe
 Overall ESG score	72,0	60
Coverage rate	91,3%	100,0%

Levels A B C D E refer to the five equal portions (quintiles) into which the universe is divided, with A being the best score and E the worst.

Score for E, S and G factors

	Fund	Universe
Environment	56,6	60
Social	63,5	60
Governance	69,9	60

Portfolio distribution by ESG score



Overall ESG score	Fund	Universe
A	46,8%	20,0%
B	27,2%	20,0%
C	13,1%	20,0%
D	11,5%	20,0%
E	1,3%	20,0%

Best portfolio's ESG score

Value	Sector	Weight	ESG rating
NNGRNV 4 5/8 01/13/48 - 13/01/48	Insurance	1,03%	A
DBOERS 1 1/4 06/16/47 - 16/06/47	Brokerage assetmanagers exchanges	0,71%	A
REESM 4 5/8 PERP - 07/08/74	Electric	0,63%	A
ENXFP 2 5/8 11/26/28 - 26/11/28	Brokerage assetmanagers exchanges	0,36%	A
SECUSS 4 1/4 04/04/27 - 04/04/27	Consumer cyclical	0,25%	A

ESG performance indicators definition

Carbon intensity

Carbon intensity corresponds to the weighted average of greenhouse gas (GHG) emissions per million euro of turnover of the issuers invested in.

Scope 1, 2 and 3 upstream emissions are taken into account.

Scope 1 emissions correspond to emissions directly emitted by the company, while scope 2 emissions correspond to indirect emissions linked to its energy consumption. Upstream scope 3 emissions are all other indirect emissions generated upstream of the production activity.

Source: MSCI, Groupama AM calculations.

Net job creation

Average percentage of growth in number of employees over one year.

Source: MSCI, Groupama AM calculations.

Training hours

Average number of training hours per employee per year.

Source : MSCI, Groupama AM calculations.

Human rights policy

Proportion of portfolio made up of companies that have implemented a human rights policy.

Source : MSCI, Groupama AM calculations.

Independence of directors

Proportion of portfolio made up of companies in which independent directors form a majority on the Board of Directors or Supervisory Board.

Source: MSCI, Groupama AM calculations.

For more information on technical terms, please visit our website: www.groupama-am.com

Data source

© 2025 Morningstar. All rights reserved. The information, data, analysis and opinions contained herein (1) include proprietary information of Morningstar, (2) may not be copied or redistributed, (3) do not constitute investment advice offered by Morningstar, (4) are provided for information purposes only and, as such, do not constitute an offer to buy or sell any security, and (5) are not guaranteed to be correct, complete or accurate. Morningstar shall not be liable for any business decisions, damages or other losses caused by or related to such information, intelligence, analyses or opinions or their use.

Historical modifications of the benchmark (10 years)

29/11/2005 - 07/03/2018

Bloomberg Euro Aggregate Corporate 1-3 years Closing

07/03/2018

Barclays Capital Euro Aggregate Corporate 1-3 years Closing

Disclaimer

Groupama Asset Management disclaims any liability in the event of alteration, distortion or falsification of this document. Any unauthorised modification, use or distribution thereof, in whole or in part, in any manner whatsoever, is prohibited.

Past performance is no guarantee of future performance and is not constant over time.

Sustainability information is available at <https://www.groupama-am.com/fr/finance-durable/>.

The information contained in this publication is based on sources that we consider reliable, but we do not guarantee that it is accurate, complete, valid or relevant. This Document may be modified at any time without prior notice.

Under no circumstances does this non-contractual document constitute a recommendation, a solicitation of an offer or an offer for purchase, sale or arbitrage, and should in no case be interpreted as such.

Investment carries a risk of capital loss. Before investing, investors should read the UCI's prospectus or key information document (KID). These and other periodic documents can be obtained free of charge on request from Groupama AM or at www.groupama-am.com.

Open-ended investment company (SICAV) incorporated under French law in the form of a Société Anonyme (public limited company) - domiciled at 25 rue de la Ville l'Evêque - 75008 Paris and approved by the French Financial Markets Authority (Autorité des Marchés Financiers - AMF).

Not all sub-funds of the SICAV will necessarily be registered or authorised for sale in all jurisdictions or be available to all investors. The Management Company may at any time decide to terminate the marketing of the Sub-Fund in one or more jurisdictions.

Access to the products and services presented may be subject to restrictions with regard to certain persons or certain countries. The tax treatment depends on each person's situation.

Spain: The Prospectus and the Investor Information Document available in Spanish and the annual and semi-annual reports can be obtained from Groupama Asset Management SA sucursal en España, Paseo de la Castellana 95 28 Torre Europa, Madrid, registered under number 5 in the SGIC register of the CNMV or at www.groupama-am.com/es.

Italy: the Prospectus and the Investor Information Document available in Italian and the annual and semi-annual reports can be obtained from Groupama AM succursale italiana, Via di Santa Teresa 35, Roma or at www.groupama-am.fr/it.