


State

ISIN Code : FR0010973172

Marketing communication

# GROUPAMA EURO GOVIES ND

French mutual fund (FCP)

 Previously GROUPAMA ETAT EURO ISR ND . Effective date of the name change: 23/09/2024 .

October 2024

Data as of

31/10/2024

## Total net assets

710,90 M €

## NAV per share

437,73 €

## Risk Return

Lower risk

1 2 **3** 4 5 6 7

Higher risk

Potentially lower return

This indicator represents the risk profile displayed in the KID. The risk category is not guaranteed and may change during the month.

Potentially higher return

## Recommended holding period

1 years 3 years 5 years

## Characteristics

Ticker Bloomberg	GREISNI FP
Benchmark	Bloomberg Euro Aggregate Treasury
SFDR classification	Article 8
Fund's inception date	02/03/2011
Unit inception date	02/03/2011
Reference currency	EUR
PEA	No
PEA-PME	No

## Fees

Maximum subscription fees	2,75%
Maximum redemption fees	-
Maximum direct management fees	1,10%
Maximum indirect management fees	0,00%



Morningstar rating

(Data as of 30/09/2024)



Category " EAA Fund EUR Government Bond"

SFDR 8

## Carbon intensity



184 tCO2

vs 196 for the benchmark

## Green Part



0% of net assets

vs 0% for the benchmark

## Implied temperature



2,25 °C

vs 2,07 for the benchmark

## Terms and conditions

Valuation frequency	Daily
Type of share	Distribution
Minimum initial subscription :	-
Centralisation cut-off time	11:00, Paris
Type of NAV per share	unknown
Payment	D+2
Centralizer	CACEIS BANK

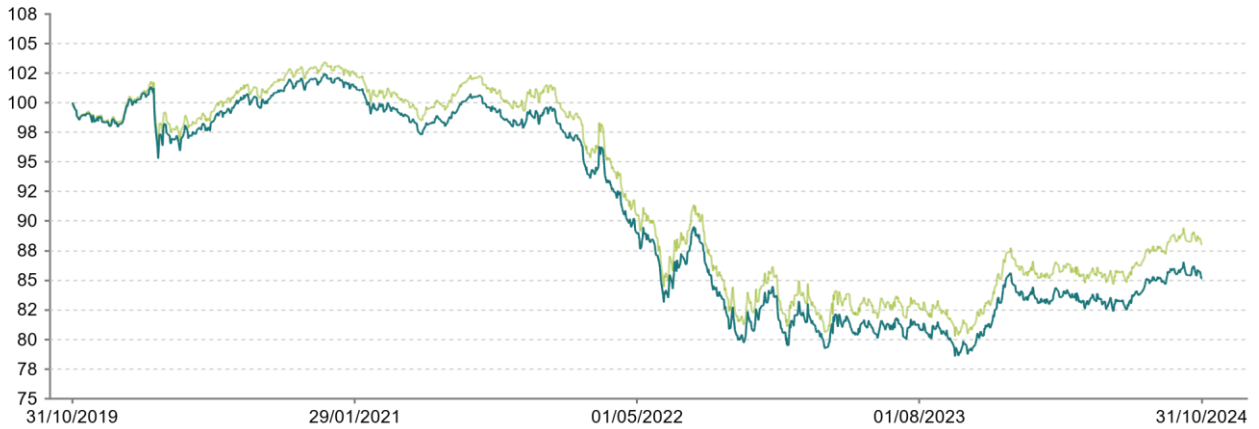
Past performance does not guarantee future performance.

**Groupama**  
ASSET MANAGEMENT

GROUPAMA EURO GOVIES ND

BLOOMBERG EURO AGGREGATE TREASURY

## Returns 5 years (on a basis of 100)



Past performance does not guarantee future performance.

Source : Groupama AM

## Net cumulative returns in %

	YTD	1 month	3 months	1 year	3 years	5 years	10 years
Since	29/12/23	30/09/24	31/07/24	31/10/23	29/10/21	31/10/19	-
Fund	0,44	-1,00	0,57	6,99	-12,96	-14,85	-
Benchmark	0,98	-0,97	0,72	7,81	-11,69	-12,24	-
Excess return	-0,54	-0,02	-0,15	-0,82	-1,27	-2,61	-

## Net annual returns in %

	2023	2022	2021	2020	2019	2018	2017	2016	2015	2014
Fund	6,52	-18,58	-4,18	4,11	6,55	0,01	-0,55	2,30	0,70	2,33
Benchmark	7,13	-18,46	-3,46	4,99	6,77	0,98	0,17	3,23	1,82	2,06
Excess return	-0,61	-0,12	-0,72	-0,88	-0,22	-0,97	-0,72	-0,93	-1,12	0,26

Source : Groupama AM

## Risk analysis

	1 year	3 years	5 years	10 years
Volatility	5,01%	7,04%	6,07%	-
Benchmark volatility	5,00%	7,31%	6,24%	-
Tracking Error (Ex-post)	0,50	0,56	0,50	-
Information Ratio	-1,65	-0,75	-1,19	-
Sharpe Ratio	0,37	-1,02	-0,66	-
correlation coefficient	1,00	1,00	1,00	-
Beta	1,00	0,96	0,97	-

Source : Groupama AM

## Main risks related to the portfolio

Interest rate risk

Credit risk

Risk of capital loss

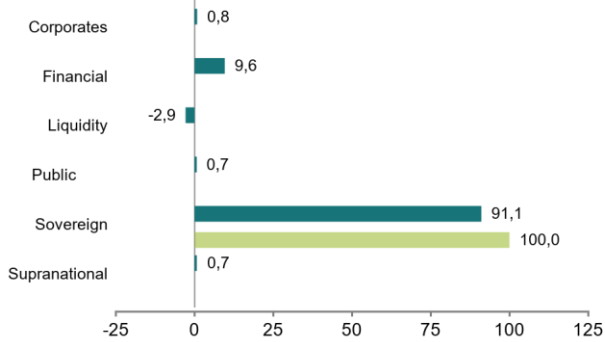
## UCI profile

Number of holdings	183	Yield to maturity	3,0%
Number of issuers	47	Modified duration	7.3
Portfolio average rating	A	Duration	7.5
		Credit derivatives (in %)	0,00%

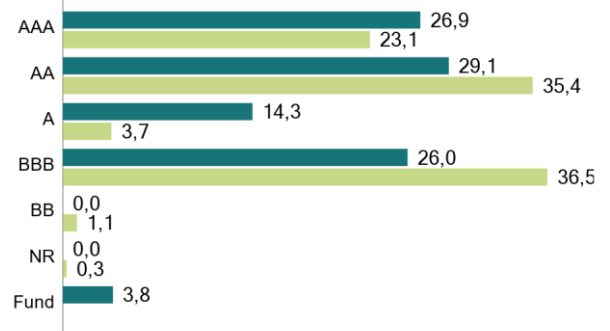
GROUPAMA EURO GOVIES ND

BLOOMBERG EURO AGGREGATE TREASURY

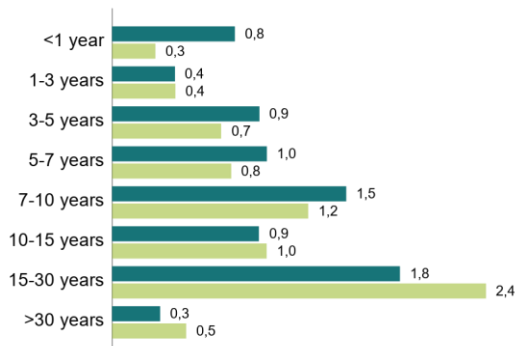
## Breakdown by type of issuer (as % of assets, excluding liquidity)



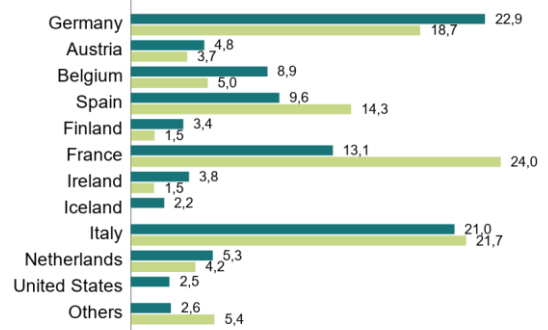
## Breakdown by rating (in % of assets, excluding liquidity)



## Modified duration breakdown by maturity



## Geographical breakdown (as % of assets, excluding liquidity)



Source : Groupama AM

## Top ten holdings in the portfolio (in % of assets)

	Country	Sector	% of the asset
REPUBLIC OF ITALY - Groupe	Italy	Treasuries	3,7%
FEDERAL REPUBLIC OF GERMANY - Groupe	Germany	Treasuries	3,6%
REPUBLIC OF ITALY - Groupe	Italy	Treasuries	2,9%
FEDERAL REPUBLIC OF GERMANY - Groupe	Germany	Treasuries	2,9%
FEDERAL REPUBLIC OF GERMANY - Groupe	Germany	Treasuries	2,9%
FEDERAL REPUBLIC OF GERMANY - Groupe	Germany	Treasuries	2,8%
FEDERAL REPUBLIC OF GERMANY - Groupe	Germany	Treasuries	2,7%
KINGDOM OF BELGIUM - Groupe	Belgium	Treasuries	2,7%
KINGDOM OF BELGIUM - Groupe	Belgium	Treasuries	2,5%
REPUBLIC OF ITALY - Groupe	Italy	Treasuries	2,3%
<b>Total</b>			<b>29,0%</b>

Source : Groupama AM

## Investment team

Marie-Françoise GIRAUD

François FREYSSINIER

Source : Groupama AM

## Key ESG performance indicators


	Fund	Benchmark		Fund	Benchmark
 Carbon intensity	<b>184</b>	196		<b>83,69</b>	82,69

## ESG performance indicators

Criteria	ESG performance indicator	Measurement		Coverage rate(*)	
		Fund	Benchmark	Fund	Benchmark
Environment	Carbon intensity (in tCO <sup>2</sup> )	<b>184</b>	196	<b>99%</b>	100%
Social	Long-term unemployment rate	<b>6,92</b>	6,40	<b>90%</b>	100%
Human Rights	Freedom of expression and citizenship	<b>86,67</b>	86,37	<b>90%</b>	100%
Governance	Control of corruption	<b>83,69</b>	82,69	<b>90%</b>	100%

(\*) The coverage ratio is the percentage of stocks that contribute to the ESG indicator score  
For definitions of ESG performance indicators, please refer to the last page of the document.

## Portfolio ESG score

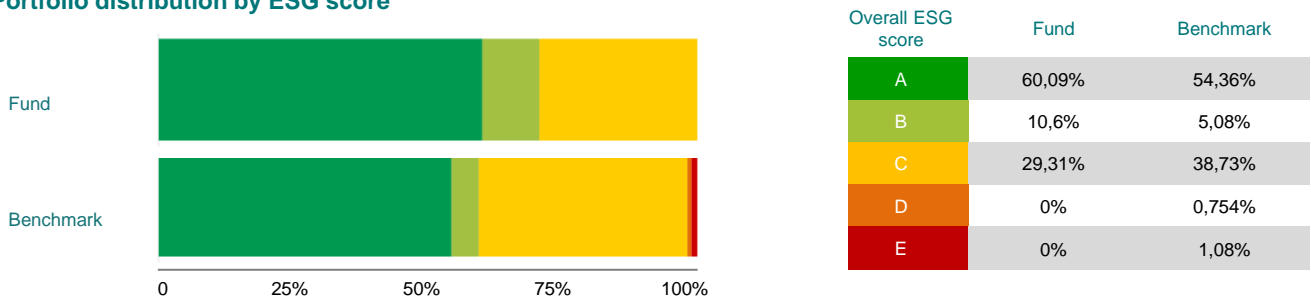
	Fund	Benchmark
 Overall ESG score	<b>79</b>	73
Coverage rate	<b>98%</b>	99%

Levels A B C D E refer to the five equal portions (quintiles) into which the universe is divided, with A being the best score and E the worst.

## Score for E, S and G factors

	Fund	Benchmark
Environnement	<b>92</b>	95
Social	<b>64</b>	54
Governance	<b>62</b>	52

## Portfolio distribution by ESG score



## Examples of project types financed

### GASI 2,124% 2030 - ASSICURAZIONI GENERALI SPA

 Environmental quality of projects	 ESG quality of issuer	 ESG quality of issue	 Transparency
 Satisfactory	 Neutral	 Unsatisfactory	

The framework stipulates that the funds raised will be allocated to the following categories of projects:

- Green buildings: 1/ acquisition of green residential and commercial buildings in line with regionally, nationally and internationally recognised standards: LEED minimum Gold, BREEAM minimum 'Very Good' or HQE minimum Excellent or any other equivalent certification, 2/ investments in the renovation of buildings resulting in an improvement in energy efficiency of at least 30%
- Renewable energy: financing linked to the acquisition, construction, development and installation of infrastructure in renewable energy production units, such as the connection of renewable energy production units to the electricity grid and transmission through the grid. We appreciate that Generali has introduced eligibility thresholds for renewable energies (solar, wind, hydro and geothermal).
- Energy efficiency: financing related to: 1/ improving infrastructure (e.g. LED lighting), 2/ energy storage, 3/ investment in smart grids for more efficient energy transmission and distribution or demand reduction, 4/ smart meters
- Waste management and recycling: investment linked to waste management, the circular economy and pollution prevention and control (more information in the framework)
- Sustainable water management: financing linked to the development, construction, acquisition, installation and upgrading of sustainable water management projects (more information in the framework)
- Clean transport: financing linked to the development, construction, acquisition, maintenance and upgrading of low-carbon transport assets (more information in the framework)

## ESG performance indicators definition

### Carbon intensity

The carbon intensity is the weighted average greenhouse gas (GHG) emissions per million euros of revenue. Scope 1, 2 and 3 emissions are taken into account.

Scope 1 and 2 correspond to emissions directly emitted by the company and those indirectly linked to its energy consumption. Scope 3 emissions are those emitted by the company's suppliers and those emitted during the use and end of life of the products it creates.

Source: MSCI, Groupama AM calculations.

### Green Part

The green share is the percentage of a company's revenue devoted to economic activities that contribute positively to energy and ecological transition.

Source: Clarity AI, Groupama AM calculations

### Implied temperature

Implied temperature is the difference between a company's projected carbon intensity trajectory and the reference trajectory of a climate scenario compatible with the Paris Agreements.

Source: MSCI, Groupama AM calculations.

### Long-term unemployment rate

Score ranging from 1 (high) to 10 (low). The score is calculated from national long-term unemployment rates, defined as the percentage of the labour force aged from 15 to 64 who have been unemployed for 12 months or more.

### Freedom of expression and citizenship

Perception of the extent to which citizens of a country can participate in the selection of their government, as well as freedom of speech, association, and the press. The score varies from 0 (very bad perception) to 100 (very good perception)

### Control of corruption

Perception of the extent to which public power is exercised for private interests, whether small or large forms of corruption, as well as the private interests of the elites of a given state. The score varies from 0 (very bad perception) to 100 (very good perception)

For more information on technical terms, please visit our website: [www.groupama-am.com](http://www.groupama-am.com)

## Data source

© 2024 Morningstar. All rights reserved. The information, data, analysis and opinions contained herein (1) include proprietary information of Morningstar, (2) may not be copied or redistributed, (3) do not constitute investment advice offered by Morningstar, (4) are provided for information purposes only and, as such, do not constitute an offer to buy or sell any security, and (5) are not guaranteed to be correct, complete or accurate. Morningstar shall not be liable for any business decisions, damages or other losses caused by or related to such information, intelligence, analyses or opinions or their use.

## Historical modifications of the benchmark (10 years)

02/07/2012 - 01/06/2015	EuroMTS Global clôture
01/06/2015 - 01/09/2015	Barclays Capital Euro Aggregate Treasury
01/09/2015 - 07/03/2018	Bloomberg Euro Aggregate Treasury
07/03/2018	Barclays Euro Aggregate Treasury

## Disclaimer

Groupama Asset Management disclaims any liability in the event of alteration, distortion or falsification of this document. Any unauthorised modification, use or distribution thereof, in whole or in part, in any manner whatsoever, is prohibited.

Past performance is no guarantee of future performance and is not constant over time.

Sustainability information is available at <https://www.groupama-am.com/fr/finance-durable/>.

The information contained in this publication is based on sources that we consider reliable, but we do not guarantee that it is accurate, complete, valid or relevant. This Document may be modified at any time without prior notice.

Under no circumstances does this non-contractual document constitute a recommendation, a solicitation of an offer or an offer for purchase, sale or arbitrage, and should in no case be interpreted as such.

Investment carries a risk of capital loss. Before investing, investors should read the UCI's prospectus or key information document (KID). These and other periodic documents can be obtained free of charge on request from Groupama AM or at [www.groupama-am.com](http://www.groupama-am.com).

The Management Company may at any time decide to terminate the marketing of the Fund in one or more jurisdictions.

Access to the products and services presented may be subject to restrictions with regard to certain persons or certain countries. The tax treatment depends on each person's situation.

Spain: The Prospectus and the Investor Information Document available in Spanish and the annual and semi-annual reports can be obtained from Groupama Asset Management SA sucursal en España, Paseo de la Castellana 95 28 Torre Europa, Madrid, registered under number 5 in the SGIIC register of the CNMV or at [www.groupama-am.com/es](http://www.groupama-am.com/es).

Italy: the Prospectus and the Investor Information Document available in Italian and the annual and semi-annual reports can be obtained from Groupama AM succursale italiana, Via di Santa Teresa 35, Roma or at [www.groupama-am.fr/it](http://www.groupama-am.fr/it).

Switzerland: the SICAV complies with Swiss law on distribution to qualified investors in Switzerland. The local Representative is ACOLIN Fund Services AG, Leutschenbachstrasse 50, CH-8050 Zurich and the Paying Agent for Sub-Funds registered for public offering in Switzerland is Banque Cantonale de Genève, Quai de l'Île, CH-1204 Geneva. This document may be published, transmitted or distributed, but does not constitute an offer to the public in Switzerland. Recipients of this document in Switzerland must not pass it on to a third party without first consulting their legal advisor or other professional advisor or representative.

Belgium: the Prospectus and the Investor Information Document available in French and the current annual and semi-annual reports can be obtained from CACEIS Bank, Belgium Branch, Avenue du Port 86, 1000 Brussels or at [groupama-am.fr/be](http://groupama-am.fr/be).

Germany: the Prospectus and the Investor Information Document available in German and the current annual and semi-annual reports can be obtained from CACEIS Germany, Lilienthalallee 36, 80939 Munich, Germany.

Portugal: the Prospectus and the Investor Information Document available in Portuguese and the current annual and semi-annual reports can be obtained from Bancobest, rue Castilho 26, Piso 2, 1250-069 Lisbon, Portugal.

Netherlands: the Prospectus and the Investor Information Document available in Dutch and the current annual and semi-annual reports can be obtained from Groupama AM.