

Small and mid caps

ISIN Code : LU1622556907

Marketing communication

# GROUPAMA AVENIR EUROPE RC

Sub-fund of the Luxembourg SICAV Groupama Fund

April 2025

Data as of

30/04/2025

## Total net assets

95,47 M €

## NAV per share

112,68 €

## Risk Return

Lower risk

1

2

3

4

5

6

7

Higher risk

Potentially lower return This indicator represents the risk profile displayed in the KID. The risk category is not guaranteed and may change during the month. Potentially higher return

## Recommended holding period

2 years

3 years

5 years

7 years

## Characteristics

Ticker Bloomberg	GAEURRC LX
Benchmark	MSCI Europe Small Caps € (net dividend reinvested)
SFDR classification	Article 8
Sub-fund inception date	12/12/2014
Unit inception date	15/06/2017
Reference currency	EUR
PEA	No
PEA-PME	No

## Fees

Maximum subscription fees	3,00%
Maximum redemption fees	-
Maximum direct management fees	1,00%
Maximum indirect management fees	0,00%

Morningstar rating  
(Data as of 31/03/2025)



Category " EAA Fund Europe Mid-Cap Equity"

SFDR 8

## Carbon intensity



234 tCO2

vs 392 for the benchmark

## Green Part



1% of net assets

vs 6% for the benchmark

## Implied temperature



2,19 °C

vs 2,30 for the benchmark

## Terms and conditions

Valuation frequency	Daily
Type of share	Accumulation
Minimum initial subscription :	-
Centralisation cut-off time	12:00, Luxembourg
Type of NAV per share	unknown
Payment	D+2
Transfer agent	CACEIS BANK, Luxembourg branch

GROUPAMA AVENIR EUROPE RC

MSCI EUROPE SMALL CAPS € (NET DIVIDEND REINVESTED)

## Returns 5 years (on a basis of 100)



Past performance does not guarantee future performance.

Source : Groupama AM

## Net cumulative returns in %

	YTD	1 month	3 months	1 year	3 years	5 years	10 years
Since	31/12/24	31/03/25	31/01/25	30/04/24	29/04/22	30/04/20	-
Fund	-6,10	-1,62	-11,26	-2,03	-16,12	12,68	-
Benchmark	3,16	1,83	-0,82	6,20	7,61	55,66	-
Excess return	-9,26	-3,45	-10,45	-8,23	-23,72	-42,98	-

## Net annual returns in %

	2024	2023	2022	2021	2020	2019	2018	2017	2016	2015
Fund	-2,30	10,15	-38,32	34,53	20,71	34,59	-	-	-	-
Benchmark	5,65	12,74	-22,50	23,82	4,58	31,44	-	-	-	-
Excess return	-7,96	-2,59	-15,82	10,71	16,13	3,15	-	-	-	-

Source : Groupama AM

## Risk analysis

	1 year	3 years	5 years	10 years
Volatility	17,61%	20,70%	20,91%	-
Benchmark volatility	15,85%	16,50%	17,21%	-
Tracking Error (Ex-post)	8,04	9,12	10,51	-
Information Ratio	-1,02	-0,85	-0,70	-
Sharpe Ratio	-0,24	-0,29	0,03	-
correlation coefficient	0,89	0,90	0,87	-
Beta	0,99	1,14	1,05	-

Source : Groupama AM

## Main risks related to the portfolio

Equity risk

Risk of capital loss

Small/mid cap market risk

Liquidity risk

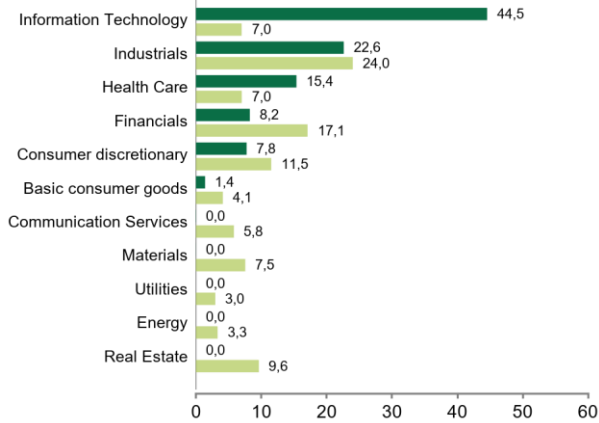
## UCI profile

Number of holdings	48
Average capitalization	5,97 Bn €
Median capitalization	3,52 Bn €

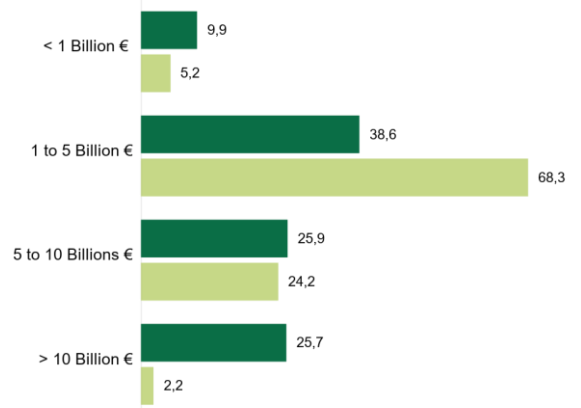


## GROUPAMA AVENIR EUROPE RC

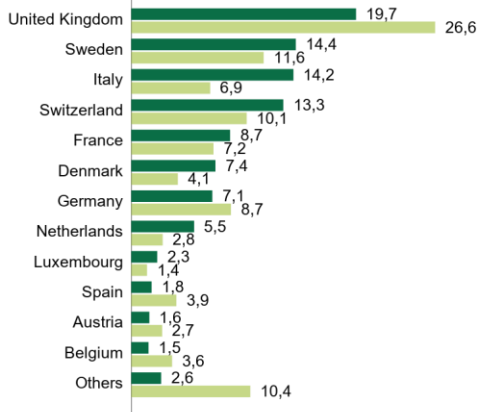
### Sector breakdown (as % of assets, excluding liquidity)



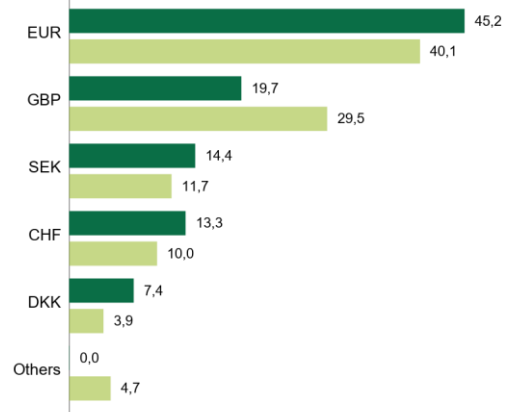
### Breakdown by market capitalisation (as % of assets, excluding liquidity)



### Geographical breakdown (as % of assets, excluding liquidity)



### Breakdown by currency (as % of assets, excluding liquidity)



### Top ten equity lines in the portfolio

	Country	Sector	Asset %
REPLY SPA	Italy	Information Technology	4,66%
FORTNOX AB	Sweden	Information Technology	4,62%
FINCOBANK SPA	Italy	Financials	4,19%
TEMENOS AG - REG	Switzerland	Information Technology	3,73%
ASM INTERNATIONAL NV	Netherlands	Information Technology	3,59%
SIXT SE	Germany	Industrials	3,27%
DIPLOMA PLC	United Kingdom	Industrials	3,26%
VUSIONGROUP	France	Information Technology	3,04%
SAGE GROUP PLC/THE	United Kingdom	Information Technology	2,98%
TECHNOGYM SPA	Italy	Consumer discretionary	2,68%
<b>Total</b>			<b>36,02%</b>

Source : Groupama AM

## Investment team

Stéphane FRAENKEL

Maxime PRODHOMME

Hervé LORENT

## Fund manager's report

Source : Groupama AM

As of January 1, 2025, the fund no longer meets the new SRI Label requirements under version 3. Nevertheless, the discontinuation of the SRI label does not entail any changes to the fund's investment process.

The fund will continue to adopt a responsible investment approach, maintaining its environmental, social and governance (ESG) commitments in line with its initial investment strategy.

## Key ESG performance indicators



Net job creation

Fund	Benchmark
<b>9%</b>	5%



Human rights policy

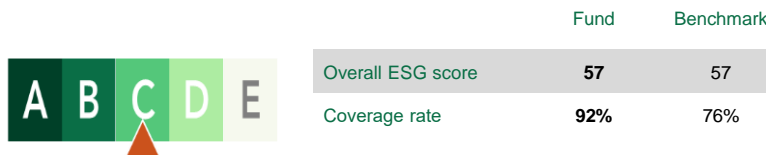
Fund	Benchmark
<b>94%</b>	92%

## ESG performance indicators

Criteria	ESG performance indicator	Measurement		Coverage rate(*)	
		Fund	Benchmark	Fund	Benchmark
Environment	Carbon intensity (in tCO <sub>2</sub> )	<b>234</b>	392	<b>99%</b>	93%
Social	Net job creation (in %)	<b>9%</b>	5%	<b>92%</b>	79%
	Training hours (in hours)	<b>33</b>	22	<b>59%</b>	49%
Human Rights	Human rights policy (in %)	<b>94%</b>	92%	<b>92%</b>	79%
Governance	Independence of directors (in %)	<b>87%</b>	74%	<b>92%</b>	79%

(\*) The coverage ratio is the percentage of stocks that contribute to the ESG indicator score  
For definitions of ESG performance indicators, please refer to the last page of the document.

## Portfolio ESG score

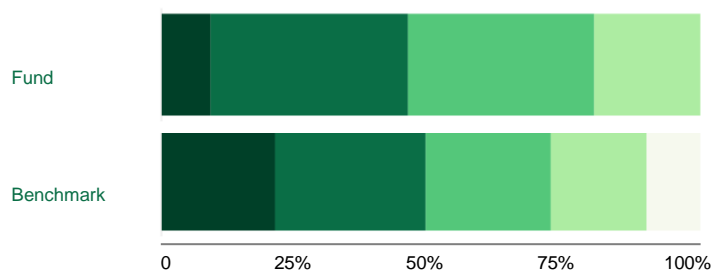


Levels A B C D E refer to the five equal portions (quintiles) into which the universe is divided, with A being the best score and E the worst.

## Score for E, S and G factors

	Fund	Benchmark
Environment	<b>64</b>	56
Social	<b>48</b>	52
Governance	<b>52</b>	55

## Portfolio distribution by ESG score



## Best portfolio's ESG score

Value	Sector	Weight	ESG rating
FINECOBANK SPA	Financials	4,39%	<b>A</b>
HALMA PLC	Information Technology	2,77%	<b>A</b>
KINGSPAN GROUP PLC	Industrials	1,16%	<b>A</b>
REPLY SPA	Information Technology	4,88%	<b>B</b>
TEMENOS AG - REG	Information Technology	3,90%	<b>B</b>

## ESG performance indicators definition

### Carbon intensity

The carbon intensity is the weighted average greenhouse gas (GHG) emissions per million euros of revenue. Scope 1, 2 and 3 emissions are taken into account.

Scope 1 and 2 correspond to emissions directly emitted by the company and those indirectly linked to its energy consumption. Scope 3 emissions are those emitted by the company's suppliers and those emitted during the use and end of life of the products it creates.

Source: MSCI, Groupama AM calculations.

### Green Part

The green share is the percentage of a company's revenue devoted to economic activities that contribute positively to energy and ecological transition.

Source: Clarity AI, Groupama AM calculations

### Implied temperature

Implied temperature is the difference between a company's projected carbon intensity trajectory and the reference trajectory of a climate scenario compatible with the Paris Agreements.

Source: MSCI, Groupama AM calculations.

### Net job creation

Average percentage of growth in number of employees over one year.

Source: Moody's ESG, Groupama AM calculations.

### Training hours

Average number of training hours per employee per year.

Source : Vigeo Eiris, Groupama AM calculations.

### Human rights policy

Proportion of portfolio made up of companies that have implemented a human rights policy.

Source : Moody's ESG, Groupama AM calculations.

### Independence of directors

Proportion of portfolio made up of companies in which independent directors form a majority on the Board of Directors or Supervisory Board.

Source: Moody's ESG, Groupama AM calculations.

For more information on technical terms, please visit our website: [www.groupama-am.com](http://www.groupama-am.com)

## Data source

© 2025 Morningstar. All rights reserved. The information, data, analysis and opinions contained herein (1) include proprietary information of Morningstar, (2) may not be copied or redistributed, (3) do not constitute investment advice offered by Morningstar, (4) are provided for information purposes only and, as such, do not constitute an offer to buy or sell any security, and (5) are not guaranteed to be correct, complete or accurate. Morningstar shall not be liable for any business decisions, damages or other losses caused by or related to such information, intelligence, analyses or opinions or their use.

## Historical modifications of the benchmark (10 years)

No

## Disclaimer

Groupama Asset Management disclaims any liability in the event of alteration, distortion or falsification of this document. Any unauthorised modification, use or distribution thereof, in whole or in part, in any manner whatsoever, is prohibited.

Past performance is no guarantee of future performance and is not constant over time.

Sustainability information is available at <https://www.groupama-am.com/fr/finance-durable/>.

The information contained in this publication is based on sources that we consider reliable, but we do not guarantee that it is accurate, complete, valid or relevant. This Document may be modified at any time without prior notice.

Under no circumstances does this non-contractual document constitute a recommendation, a solicitation of an offer or an offer for purchase, sale or arbitrage, and should in no case be interpreted as such.

Investment carries a risk of capital loss. Before investing, investors should read the SICAV's prospectus or key information document (KID). These and other periodic documents can be obtained free of charge on request from Groupama AM or at [www.groupama-am.com](http://www.groupama-am.com).

Sub-fund of Groupama Fund, an open-ended investment company (SICAV) incorporated under Luxembourg law in the form of a Société Anonyme (public limited company) - domiciled at 5 allée Scheffer - L-2520 Luxembourg. It is approved by the Commission de Surveillance du Secteur Financier (CSSF) and governed by the provisions of part I of the Law of 17 December 2010, in accordance with Directive 2009/65/EC of the European Parliament and of the Council of 13 July 2009.

The SICAV's representative in France is CACEIS, 89-91 rue Gabriel Péri, 92190 Montrouge, France.

Not all sub-funds of the SICAV will necessarily be registered or authorised for sale in all jurisdictions or be available to all investors. The Management Company may at any time decide to terminate the marketing of the Sub-Fund in one or more jurisdictions.

Access to the products and services presented may be subject to restrictions with regard to certain persons or certain countries. The tax treatment depends on each person's situation.

Spain: The Prospectus and the Investor Information Document available in Spanish and the annual and semi-annual reports can be obtained from Groupama Asset Management SA sucursal en España, Paseo de la Castellana 95 28 Torre Europa, Madrid, registered under number 5 in the SGIIC register of the CNMV or at [www.groupama-am.com/es](http://www.groupama-am.com/es).

Italy: the Prospectus and the Investor Information Document available in Italian and the annual and semi-annual reports can be obtained from Groupama AM succursale italiana, Via di Santa Teresa 35, Roma or at [www.groupama-am.fr/it](http://www.groupama-am.fr/it).

Switzerland: the SICAV complies with Swiss law on distribution to qualified investors in Switzerland. The local Representative is ACOLIN Fund Services AG, Leutchenbachstrasse 50, CH-8050 Zurich and the Paying Agent for Sub-Funds registered for public offering in Switzerland is Banque Cantonale de Genève, Quai de l'Île, CH-1204 Geneva. This document may be published, transmitted or distributed, but does not constitute an offer to the public in Switzerland. Recipients of this document in Switzerland must not pass it on to a third party without first consulting their legal advisor or other professional advisor or representative.

Belgium: the Prospectus and the Investor Information Document available in French and the current annual and semi-annual reports can be obtained from CACEIS Bank, Belgium Branch, Avenue du Port 86, 1000 Brussels or at [groupama-am.fr/be](http://groupama-am.fr/be).

Germany: the Prospectus and the Investor Information Document available in German and the current annual and semi-annual reports can be obtained from CACEIS Germany, Lilienthalallee 36, 80939 Munich, Germany.

Portugal: the Prospectus and the Investor Information Document available in Portuguese and the current annual and semi-annual reports can be obtained from Bancobest, rue Castilho 26, Piso 2, 1250-069 Lisbon, Portugal.

Netherlands: the Prospectus and the Investor Information Document available in Dutch and the current annual and semi-annual reports can be obtained from Groupama AM.