

Aggregate

ISIN Code : FR0010292268

Marketing communication

GROUPAMA EURO BOND NC

French mutual fund (FCP)

April 2026

Data as of

30/04/2026

Total net assets

116,30 M €

NAV per share

549,76 €

Risk Return

Lower risk

1

2

3

4

5

6

7

Higher risk

Potentially lower return This indicator represents the risk profile displayed in the KID. The risk category is not guaranteed and may change during the month. Potentially higher return

Recommended holding period

6 months

18 months

2 years

3 years

Characteristics

Ticker Bloomberg	FIGROTN FP
Benchmark	Bloomberg Euro Agg. Closing
SFDR classification	Article 8
Fund's inception date	04/07/1997
Unit inception date	20/03/2006
Reference currency	EUR
PEA	No
PEA-PME	No

Fees

Maximum subscription fees	2,75%
Maximum redemption fees	-
Maximum direct management fees	1,10%
Maximum indirect management fees	0,00%
Operating fees and other services	0,12%
Performance fee	No

Morningstar rating

(Data as of 31/03/2026)



Category " EAA Fund EUR Diversified Bond"

SFDR 8

Investment team

François FREYSSINIER Damien TEULON

Damien MARTIN Julien MOUTIER

Terms and conditions

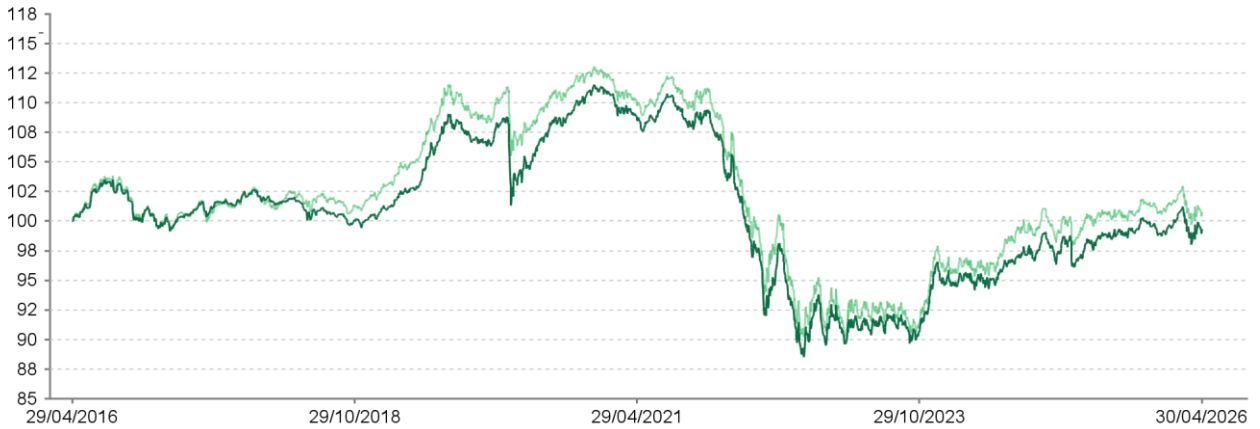
Valuation frequency	Daily
Type of share	Accumulation
Minimum initial subscription :	500,00 €
Centralisation cut-off time	11:00, Paris
Type of NAV per share	unknown
Payment	D+2
Transfer agent	CACEIS BANK

The methods for calculating outperformance are specified in the fund's prospectus, which is available on the Groupama AM website

GROUPAMA EURO BOND NC

BLOOMBERG EURO AGG. CLOSING

Returns 10 years (on a basis of 100)



Past performance does not predict future returns and may vary over time.

Source : Groupama AM

Net cumulative returns in %

	YTD	1 month	3 months	1 year	3 years	5 years	10 years
Since	31/12/25	31/03/26	30/01/26	30/04/25	28/04/23	30/04/21	29/04/16
Fund	0,19	0,65	-0,82	0,85	8,68	-8,46	-0,69
Benchmark	-0,18	0,46	-0,91	0,30	8,77	-8,16	0,81
Excess return	0,37	0,19	0,09	0,55	-0,10	-0,31	-1,50

Net annual returns in %

	2025	2024	2023	2022	2021	2020	2019	2018	2017	2016
Fund	1,18	2,21	7,10	-16,99	-3,04	4,56	5,83	-1,32	0,80	2,54
Benchmark	1,25	2,63	7,19	-17,17	-2,85	4,05	5,98	0,41	0,68	3,32
Excess return	-0,07	-0,43	-0,09	0,18	-0,19	0,52	-0,15	-1,73	0,12	-0,78

Source : Groupama AM

Risk analysis

	1 year	3 years	5 years	10 years
Volatility	2,94%	3,91%	5,16%	4,07%
Benchmark volatility	2,84%	4,07%	5,42%	4,35%
Tracking Error (Ex-post)	0,56	0,81	1,04	0,93
Information Ratio	0,99	-0,00	-0,05	-0,16
Sharpe Ratio	-0,39	-0,04	-0,70	-0,20
correlation coefficient	0,98	0,98	0,98	0,98
Beta	1,02	0,94	0,93	0,91

Source : Groupama AM

Main risks related to the portfolio

Risk of capital loss

Interest rate risk

Credit risk

Counterparty risk

Sustainability risk

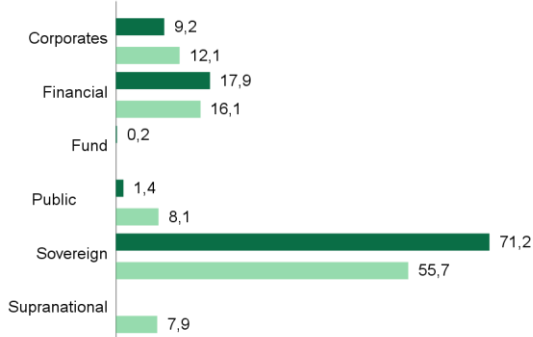
UCI profile

Number of holdings	160	Yield to maturity	3,6%
Number of issuers	62	Modified duration	6.1
Portfolio average rating	BBB+	Duration	6.3
		Credit derivatives (in %)	-0,18%

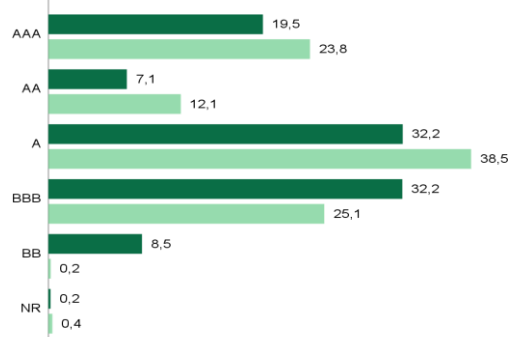
GROUPAMA EURO BOND NC

BLOOMBERG EURO AGG. CLOSING

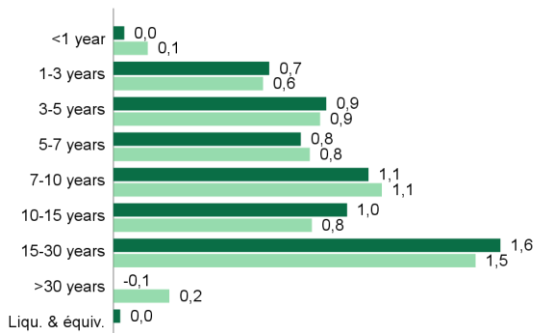
Breakdown by type of issuer (as % of assets, excluding liquidity)



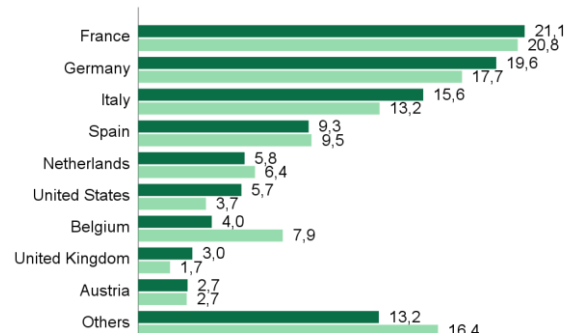
Breakdown by rating (in % of assets, excluding liquidity)



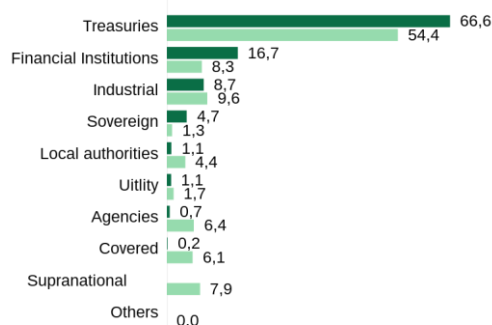
Modified duration breakdown by maturity



Geographical breakdown (as % of assets, excluding liquidity)



Sector breakdown (as % of assets, excluding liquidity)



Source : Groupama AM

Top ten holdings in the portfolio (in % of assets)

	Maturity date	Country	Sector	% of the asset	% of the asset in the benchmark
FEDERAL REPUBLIC OF GERMANY - Groupe	04/07/2028	Germany	Treasuries	6,0%	0,1%
REPUBLIC OF ITALY - Groupe	01/08/2028	Italy	Treasuries	3,6%	0,1%
FRENCH REPUBLIC - Groupe	25/05/2033	France	Treasuries	3,4%	0,3%
FRENCH REPUBLIC - Groupe	25/11/2029	France	Treasuries	3,4%	0,3%
FRENCH REPUBLIC - Groupe	25/11/2034	France	Treasuries	2,4%	0,3%
FEDERAL REPUBLIC OF GERMANY - Groupe	15/05/2035	Germany	Treasuries	1,9%	0,1%
UNITED MEXICAN STATES - Groupe	16/04/2031	Mexico	Sovereign	1,9%	0,0%
FRENCH REPUBLIC - Groupe	25/11/2030	France	Treasuries	1,8%	0,3%
REPUBLIC OF ITALY - Groupe	01/06/2032	Italy	Treasuries	1,6%	0,1%
SLOVAK REPUBLIC - Groupe	19/02/2046	République Slovaque	Treasuries	1,5%	0,0%
Total				21,9%	

Source : Groupama AM

Source : Groupama AM



Portfolio ESG score

	Fund	Universe
Overall ESG score	70,6	60
Coverage rate	98,0%	100,0%

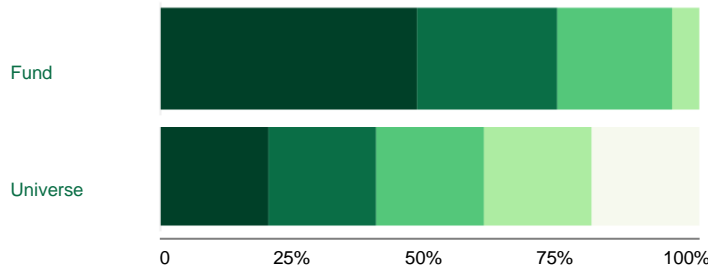


Levels A B C D E refer to the five equal portions (quintiles) into which the universe is divided, with A being the best score and E the worst.

Score for E, S and G factors

	Fund	Universe
Environment	59,9	60
Social	64,0	60
Governance	67,5	60

Portfolio distribution by ESG score



Overall ESG score	Fund	Universe
A	47,6%	20,0%
B	26,0%	20,0%
C	21,3%	20,0%
D	5,1%	20,0%
E	0,0%	20,0%

Best portfolio's ESG score

Value	Sector	Weight	ESG rating
ISPIM 9 1/8 PERP - 07/03/75	Banking	2,81%	A
SECUSS 4 3/8 03/06/29 - 06/03/29	Consumer cyclical	2,75%	A
BNP 2 1/2 03/31/32 - 31/03/32	Banking	2,43%	A
CABKSM 5 3/8 11/14/30 - 14/11/30	Banking	2,28%	A
DANBNK 4 3/4 06/21/30 - 21/06/30	Banking	2,25%	A

ESG performance indicators definition

Carbon intensity

Carbon intensity corresponds to the weighted average of greenhouse gas (GHG) emissions per million euro of turnover of the issuers invested in.

Scope 1, 2 and 3 upstream emissions are taken into account.

Scope 1 emissions correspond to emissions directly emitted by the company, while scope 2 emissions correspond to indirect emissions linked to its energy consumption. Upstream scope 3 emissions are all other indirect emissions generated upstream of the production activity.

Source: MSCI, Groupama AM calculations.

Net job creation

Average percentage of growth in number of employees over one year.

Source: MSCI, Groupama AM calculations.

Training hours

Average number of training hours per employee per year.

Source : MSCI, Groupama AM calculations.

Human rights policy

Proportion of portfolio made up of companies that have implemented a human rights policy.

Source : MSCI, Groupama AM calculations.

Independence of directors

Proportion of portfolio made up of companies in which independent directors form a majority on the Board of Directors or Supervisory Board.

Source: MSCI, Groupama AM calculations.

For more information on technical terms, please visit our website: www.groupama-am.com

Data source

© 2026 Morningstar. All rights reserved. The information, data, analysis and opinions contained herein (1) include proprietary information of Morningstar, (2) may not be copied or redistributed, (3) do not constitute investment advice offered by Morningstar, (4) are provided for information purposes only and, as such, do not constitute an offer to buy or sell any security, and (5) are not guaranteed to be correct, complete or accurate. Morningstar shall not be liable for any business decisions, damages or other losses caused by or related to such information, intelligence, analyses or opinions or their use.

Historical modifications of the benchmark (10 years)

02/11/2010 - 24/08/2021	Barclays Capital Euro Agg. Closing
24/08/2021	Bloomberg Euro Agg. Closing

Disclaimer

Marketing communication.

Groupama Asset Management accepts no responsibility for any alteration, distortion or falsification of this document. Any unauthorised modification, use or distribution thereof, in whole or in part, in any manner whatsoever, is prohibited.

Past performance is no guarantee of future performance and is not constant over time.

Information on sustainability is available on the website www.groupama-am.com, on the "Groupama AM, our commitment" page.

Under no circumstances does this non-contractual document constitute a recommendation or personalised investment advice and should in no case be interpreted as such.

This investment involves a number of risks, including the risk of capital loss.

Before investing, investors should read the UCI's prospectus or key information document (KID).

These documents are available free of charge upon request from Groupama AM or at www.groupama-am.com.

Spain: The Prospectus and the Key Information Document available in Spanish and the annual and semi-annual reports can be obtained from Groupama Asset Management SA sucursal en España, Paseo de la Castellana 95 28 Torre Europa, Madrid, registered under number 5 in the SGIC register of the CNMV or at www.groupama-am.com/es.

Italy: the Prospectus and the Key Information Document available in Italian and the annual and semi-annual reports can be obtained from Groupama AM succursale italiana, Via di Santa Teresa 35, Roma or at www.groupama-am.fr/it.

Switzerland: the fund complies with Swiss law on distribution to qualified investors in Switzerland. The local Representative is ACOLIN Fund Services AG, Leutschenbachstrasse 50, CH-8050 Zurich and the Paying Agent for Sub-Funds registered for public offering in Switzerland is Banque Cantonale de Genève, Quai de l'Île, CH-1204 Geneva. This document may be published, transmitted or distributed, but does not constitute an offer to the public in Switzerland. Recipients of this document in Switzerland must not pass it on to a third party without first consulting their legal advisor or other professional advisor or representative.

Germany: the Prospectus and the Key Information Document available in German and the current annual and semi-annual reports can be obtained from CACEIS Germany, Lillienthalallee 36, 80939 Munich, Germany.

Portugal: the Prospectus and the Key Information Document available in Portuguese and the current annual and semi-annual reports can be obtained from Bancobest, rue Castilho 26, Piso 2, 1250-069 Lisbon, Portugal.

Netherlands: the Prospectus and the Key Information Document available in Dutch and the current annual and semi-annual reports can be obtained from Groupama AM.