

Inflation-linked

ISIN Code : FR0010696617

Marketing communication

GROUPAMA GLOBAL INFLATION LINKED NC

French mutual fund (FCP)

April 2026

Data as of

30/04/2026

Total net assets

38,08 M €

NAV per share

654,78 €

Risk Return

Lower risk

1

2

3

4

5

6

7

Higher risk

Potentially lower return Potentially higher return
This indicator represents the risk profile displayed in the KID. The risk category is not guaranteed and may change during the month.

Recommended holding period

1 years

3 years

5 years

Characteristics

Ticker Bloomberg	GRINNN FP
Benchmark	Bloomberg Global Inflation-Linked (hedged)
SFDR classification	Article 8
Fund's inception date	26/01/2006
Unit inception date	18/12/2008
Reference currency	EUR
PEA	No
PEA-PME	No

Fees

Maximum subscription fees	2,75%
Maximum redemption fees	-
Maximum direct management fees	1,40%
Maximum indirect management fees	0,00%
Operating fees and other services	0,12%
Performance fee	No

Morningstar rating

(Data as of 31/03/2026)



Category " EAA Fund Global Inflation-Linked Bond - EUR Hedged"

Investment team

François FREYSSINIER Damien TEULON

Terms and conditions

Valuation frequency	Daily
Type of share	Accumulation
Minimum initial subscription :	-
Centralisation cut-off time	11:00, Paris
Type of NAV per share	unknown
Payment	D+2
Transfer agent	CACEIS BANK

The methods for calculating outperformance are specified in the fund's prospectus, which is available on the Groupama AM website

GROUPAMA GLOBAL INFLATION LINKED NC

Inflation-linked

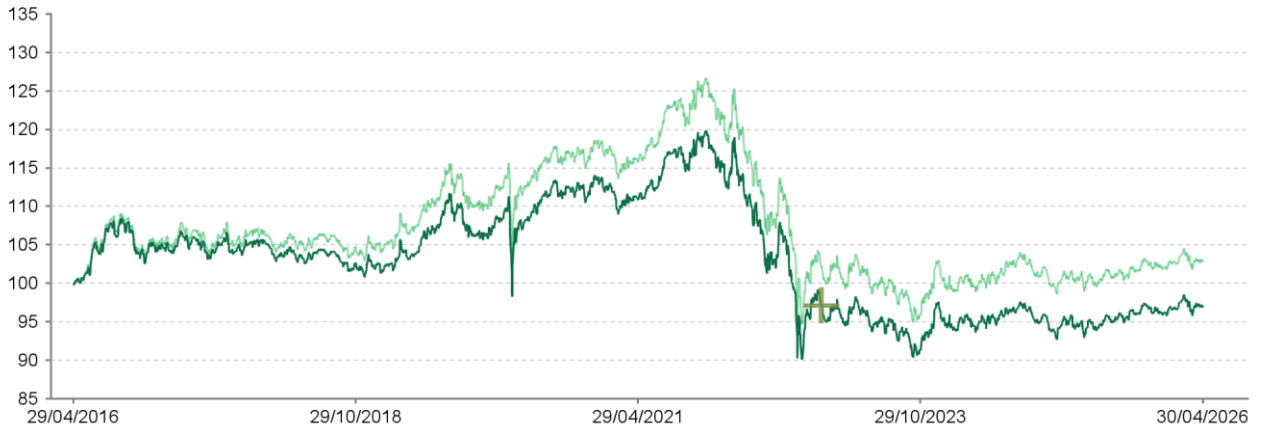
Data as of

30/04/2026

GROUPAMA GLOBAL INFLATION LINKED NC

BLOOMBERG GLOBAL INFLATION-LINKED (HEDGED)

Returns 10 years (on a basis of 100)



Past performance does not predict future returns and may vary over time.

Source : Groupama AM

+ The management strategy was changed on 13/12/2022. Performance prior to that date reflects the previous strategy.

Net cumulative returns in %

	YTD	1 month	3 months	1 year	3 years	5 years	10 years
Since	31/12/25	31/03/26	30/01/26	30/04/25	28/04/23	30/04/21	29/04/16
Fund	0,97	0,46	0,28	1,87	0,61	-12,51	-2,90
Benchmark	0,80	0,35	0,19	1,72	1,09	-11,17	2,98
Excess return	0,17	0,11	0,08	0,15	-0,47	-1,34	-5,88

Net annual returns in %

	2025	2024	2023	2022	2021	2020	2019	2018	2017	2016
Fund	2,31	-2,84	1,91	-19,08	3,12	7,42	4,05	-3,73	0,59	7,74
Benchmark	2,32	-2,26	2,18	-19,31	4,54	8,01	5,21	-2,46	1,22	8,83
Excess return	-0,01	-0,58	-0,27	0,24	-1,42	-0,59	-1,15	-1,27	-0,64	-1,09

Source : Groupama AM

Risk analysis

	1 year	3 years	5 years	10 years
Volatility	3,41%	5,31%	7,49%	6,79%
Benchmark volatility	3,22%	5,39%	7,65%	6,90%
Tracking Error (Ex-post)	0,57	0,77	0,78	0,72
Information Ratio	0,26	-0,18	-0,37	-0,82
Sharpe Ratio	-0,04	-0,47	-0,62	-0,17
correlation coefficient	0,99	0,99	0,99	0,99
Beta	1,05	0,98	0,97	0,98

Source : Groupama AM

Main risks related to the portfolio

Risk of capital loss

Interest rate risk

Credit risk

Counterparty risk

Sustainability risk

GROUPAMA GLOBAL INFLATION LINKED NC

Inflation-linked

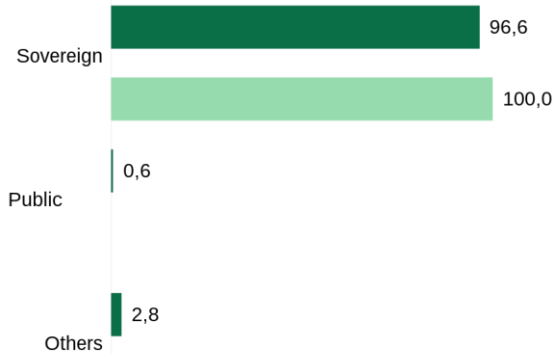
Data as of 30/04/2026

UCI profile

Number of holdings	129	Yield to maturity	4,7%
Number of issuers	13	Modified duration	8.8
Portfolio average rating	AA-	Duration	9.0
		Credit derivatives (in %)	0,00%

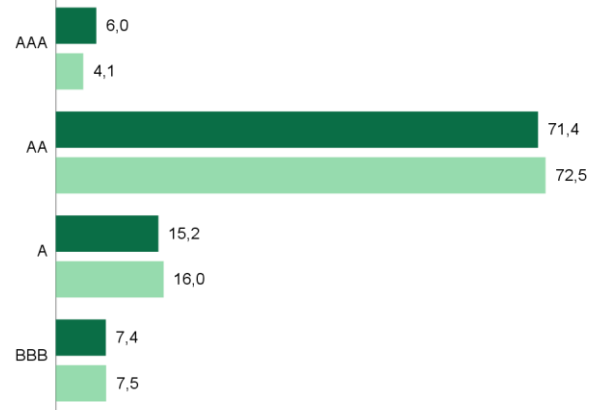
GROUPAMA GLOBAL INFLATION LINKED NC

Breakdown by type of issuer (as % of assets, excluding liquidity)

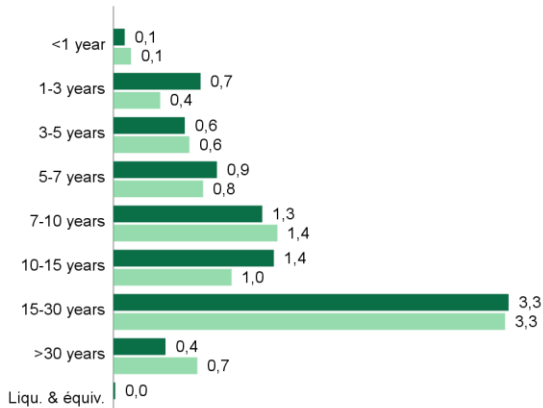


BLOOMBERG GLOBAL INFLATION-LINKED (HEDGED)

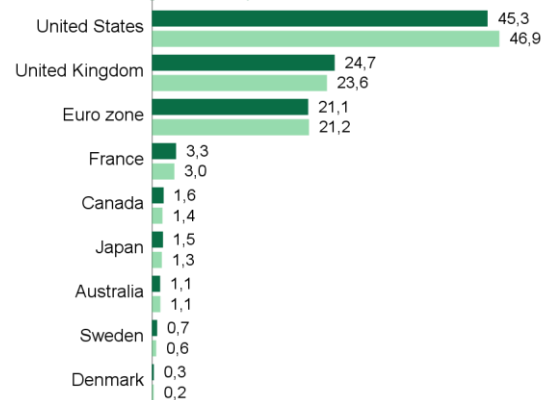
Breakdown by rating (in % of assets, excluding liquidity)



Modified duration breakdown by maturity



Indexation zone breakdown (in % of the Fixed Income part, excluding liquidity)



Top ten holdings in the portfolio (in % of assets)

	Country	Sector	% of the asset
TII 0 1/8 07/15/30	United States	Gouvernement	2,9%
TII 0 1/8 01/15/31	United States	Gouvernement	2,7%
TII 0 1/8 01/15/30	United States	Gouvernement	2,5%
TII 2 3/8 10/15/28	United States	Gouvernement	2,4%
TII 1 1/8 01/15/33	United States	Gouvernement	2,3%
TII 1 7/8 07/15/34	United States	Gouvernement	2,1%
TII 3 7/8 04/15/29	United States	Gouvernement	2,0%
TII 1 3/8 07/15/33	United States	Gouvernement	2,0%
TII 0 1/8 01/15/32	United States	Gouvernement	1,8%
TII 2 1/8 01/15/35	United States	Gouvernement	1,8%
Total			22,5%

GROUPAMA GLOBAL INFLATION LINKED NC

Inflation-linked

Data as of

30/04/2026

Source : Groupama AM

Data source

© 2026 Morningstar. All rights reserved. The information, data, analysis and opinions contained herein (1) include proprietary information of Morningstar, (2) may not be copied or redistributed, (3) do not constitute investment advice offered by Morningstar, (4) are provided for information purposes only and, as such, do not constitute an offer to buy or sell any security, and (5) are not guaranteed to be correct, complete or accurate. Morningstar shall not be liable for any business decisions, damages or other losses caused by or related to such information, intelligence, analyses or opinions or their use.

Historical modifications of the benchmark (10 years)

01/10/2012 - 07/03/2018

Bloomberg Global Inflation-Linked (hedged)

07/03/2018

Barclays Global Inflation-Linked (hedged)

Disclaimer

Marketing communication.

Groupama Asset Management accepts no responsibility for any alteration, distortion or falsification of this document. Any unauthorised modification, use or distribution thereof, in whole or in part, in any manner whatsoever, is prohibited.

Past performance is no guarantee of future performance and is not constant over time.

Information on sustainability is available on the website www.groupama-am.com, on the "Groupama AM, our commitment" page.

Under no circumstances does this non-contractual document constitute a recommendation or personalised investment advice and should in no case be interpreted as such.

This investment involves a number of risks, including the risk of capital loss.

Before investing, investors should read the UCI's prospectus or key information document (KID).

These documents are available free of charge upon request from Groupama AM or at www.groupama-am.com.

Spain: The Prospectus and the Key Information Document available in Spanish and the annual and semi-annual reports can be obtained from Groupama Asset Management SA sucursal en España, Paseo de la Castellana 95 28 Torre Europa, Madrid, registered under number 5 in the SGIC register of the CNMV or at www.groupama-am.com/es.

Italy: the Prospectus and the Key Information Document available in Italian and the annual and semi-annual reports can be obtained from Groupama AM succursale italiana, Via di Santa Teresa 35, Roma or at www.groupama-am.fr/it.

Switzerland: the fund complies with Swiss law on distribution to qualified investors in Switzerland. The local Representative is ACOLIN Fund Services AG, Leutschenbachstrasse 50, CH-8050 Zurich and the Paying Agent for Sub-Funds registered for public offering in Switzerland is Banque Cantonale de Genève, Quai de l'Île, CH-1204 Geneva. This document may be published, transmitted or distributed, but does not constitute an offer to the public in Switzerland. Recipients of this document in Switzerland must not pass it on to a third party without first consulting their legal advisor or other professional advisor or representative.

Germany: the Prospectus and the Key Information Document available in German and the current annual and semi-annual reports can be obtained from CACEIS Germany, Lillienthalallee 36, 80939 Munich, Germany.

Portugal: the Prospectus and the Key Information Document available in Portuguese and the current annual and semi-annual reports can be obtained from Bancobest, rue Castilho 26, Piso 2, 1250-069 Lisbon, Portugal.

Netherlands: the Prospectus and the Key Information Document available in Dutch and the current annual and semi-annual reports can be obtained from Groupama AM.