

**GROUPAMA EURO FINANCIAL DEBT RC**

French mutual fund (FCP)

**April 2026**

Data as of

**30/04/2026**

The investment management objective is to achieve an annualized return equal to or greater than that of its performance indicator, which is the index composed of 40% ICE BofA Contingent Capital (Euro hedged) and 60% ICE BofA Euro Financial, after deduction of management fees, over the recommended investment period of more than 4 years. To achieve this, the portfolio manager may use active, discretionary management to invest mainly in bonds issued by financial institutions that meet ESG (Environmental, Social and Governance) criteria.

**Total net assets**

403,62 M €

**NAV per share**

1 206,54 €

**Risk Return**

Lower risk 1 **2** 3 4 5 6 7 Higher risk

Potentially lower return This indicator represents the risk profile displayed in the KID. The risk category is not guaranteed and may change during the month. Potentially higher return

**Recommended holding period**

3 years **4 years** 5 years

**Characteristics**

Ticker Bloomberg	GRAL21R FP
Benchmark	40% ICE BofA Contingent Capital Index 60% ICE BofA Euro Financial
SFDR classification	Article 8
Fund's inception date	31/05/2017
Unit inception date	12/01/2018
Reference currency	EUR
PEA	No
PEA-PME	No

**Fees**

Maximum subscription fees	5,00%
Maximum redemption fees	-
Maximum direct management fees	0,90%
Maximum indirect management fees	0,00%
Operating fees and other services	0,12%
Performance fee	10% of performance exceeding the benchmark index

Morningstar rating

(Data as of 31/03/2026)



Category " EAA Fund EUR Subordinated Bond"

**SFDR 8****Investment team****Thibault DOUARD****Nicolas GOUJU****Anne-Claire DAUSSUN****Guillaume LACROIX****Terms and conditions**

Valuation frequency	Daily
Type of share	Accumulation
Minimum initial subscription :	-
Centralisation cut-off time	11:00, Paris
Type of NAV per share	unknown
Payment	D+2
Transfer agent	CACEIS BANK

The methods for calculating outperformance are specified in the fund's prospectus, which is available on the Groupama AM website

# GROUPAMA EURO FINANCIAL DEBT RC

Subordinated bonds

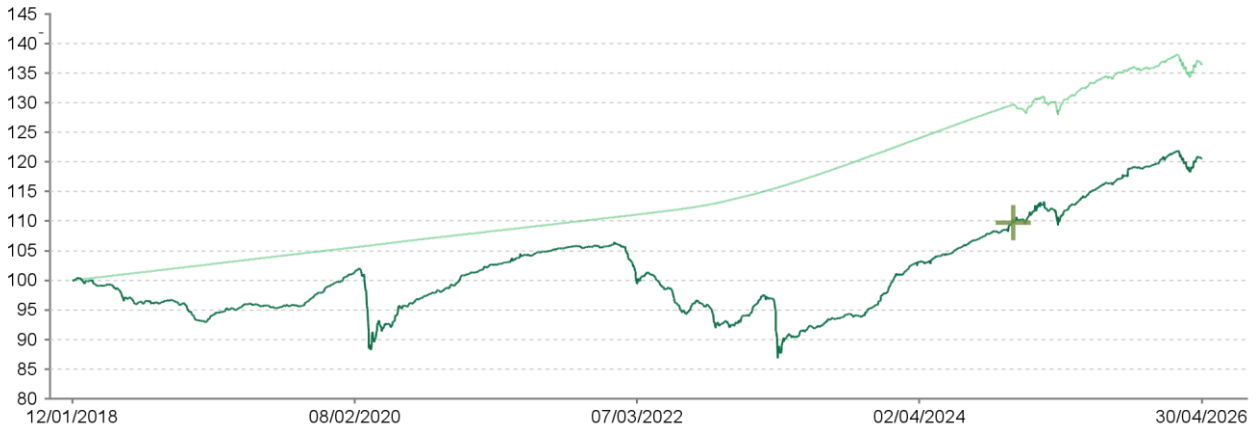
Data as of

30/04/2026

GROUPAMA EURO FINANCIAL DEBT RC

Benchmark\*

## Returns since the inception (on a basis of 100)



Past performance does not predict future returns and may vary over time.

Source : Groupama AM

+ The management strategy was changed on 10/12/2024. Performance prior to that date reflects the previous strategy.

\*Euribor 3 months +3% until 10/12/2024 then 40% ICE BofA Contingent Capital Index (hedged in Euro) and 60% ICE BofA Euro Financial

## Net cumulative returns in %

	YTD	1 month	3 months	1 year	3 years	5 years	10 years
Since	31/12/25	31/03/26	30/01/26	30/04/25	28/04/23	30/04/21	-
Fund	<b>0,78</b>	<b>1,80</b>	<b>-0,41</b>	<b>7,96</b>	<b>33,18</b>	<b>15,87</b>	-
Benchmark	0,36	1,51	-0,52	4,73	17,38	25,58	-
Excess return	0,42	0,29	0,11	3,22	15,80	-9,71	-

## Net annual returns in %

	2025	2024	2023	2022	2021	2020	2019	2018	2017	2016
Fund	<b>8,61</b>	<b>12,76</b>	<b>3,98</b>	<b>-11,36</b>	<b>4,63</b>	<b>1,67</b>	<b>7,06</b>	-	-	-
Benchmark	5,54	5,94	6,57	3,33	2,44	2,57	2,65	-	-	-
Excess return	3,07	6,82	-2,59	-14,69	2,20	-0,90	4,41	-	-	-

Source : Groupama AM

## Main risks related to the portfolio

**Credit risk:** A possible downgrading of the issuer's credit rating or default may have a negative impact on the share price.

**Counterparty risk:** This is the risk of a counterparty defaulting on its obligations, which could lead to a fall in net asset value.

**Liquidity risk:** Liquidity risk arises from the difficulty of finding market counterparties or reasonable prices in certain exceptional market circumstances.

**Sustainability risk:** an event occurred in the environmental, social or governance field which, if it materialized, could have an actual or potential negative impact on the value of the investment or commitment.

**Risk of capital loss:** The sub-funds offer no protection or guarantee. Consequently, investors may not be able to recover their initial investment in full.

**Use of derivatives:** If a sub-fund whose performance is linked to an underlying asset frequently invests in derivatives or securities other than the underlying asset, derivative techniques will be used to link the value of the shares to the performance of the underlying asset. While the prudent use of such derivative techniques may be beneficial, derivatives also involve risks which in some cases may be greater than the risks associated with more traditional instruments. Transaction costs may be associated with the use of such derivatives.

Source : Groupama AM

# GROUPAMA EURO FINANCIAL DEBT RC

Subordinated bonds

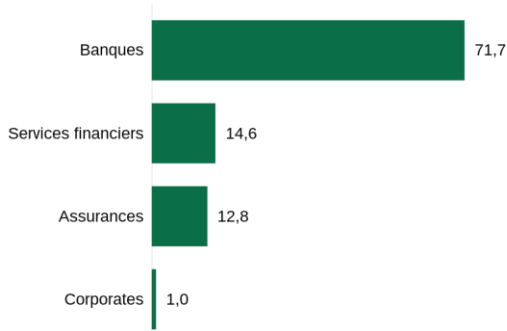
Data as of 30/04/2026

## Risk analysis

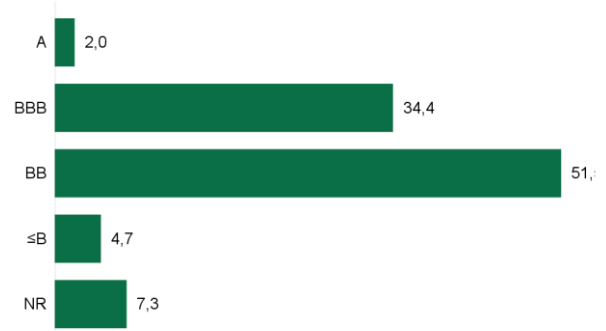
Volatility on 1 year	2,5%
Sharpe ratio (3 years)	2,6
Credit sensitivity	4,9
Modified duration	3,9

Z-Spread	247 bp
Yield to worst	5,4%
Average issuer rating (GAM LT rating)	BBB
Issuing average rating (WARF)	BB+

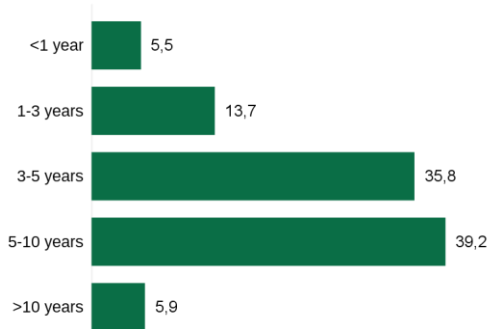
## Breakdown by type of issuer (as % of assets, excluding liquidity)



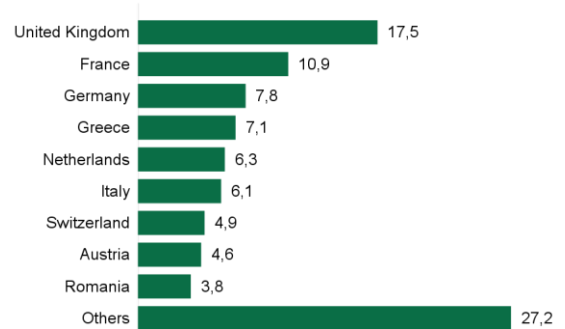
## Breakdown by rating (in % of assets, excluding liquidity)



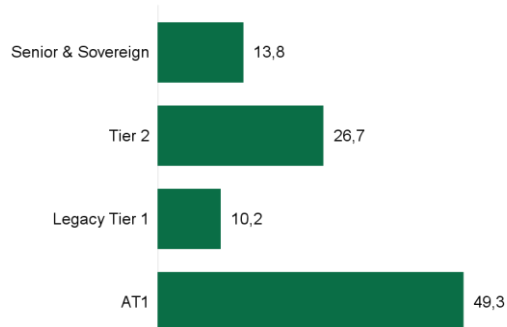
## Asset allocation by call maturity (as % of assets, excluding liquidity)



## Geographical breakdown (as % of assets, excluding liquidity)



## Breakdown by type of subordination (in % of assets, excluding liquidity)



## Top ten issuers (as % of net assets)

DEUTSCHE BANK AG - Groupe	2,6%
CLOSE BROTHERS GROUP PLC - Groupe	2,4%
METRO BANK HOLDINGS PLC	2,3%
BANCA TRANSILVANIA	2,2%
GOLDMAN SACHS GROUP INC - Groupe	2,2%
CCF HOLDING SAS	2,2%
BANQUE INTERNATIONALE LUX	2,1%
INVESTECH PLC - Groupe	1,9%
BARCLAYS PLC - Groupe	1,8%
CASSA DI RISPARMIO ASTI	1,8%

Source : Groupama AM

# GROUPAMA EURO FINANCIAL DEBT RC

Subordinated bonds

Data as of 30/04/2026

Source : Groupama AM

## ESG performance indicators definition

### Carbon intensity

Carbon intensity corresponds to the weighted average of greenhouse gas (GHG) emissions per million euro of turnover of the issuers invested in.

Scope 1, 2 and 3 upstream emissions are taken into account.

Scope 1 emissions correspond to emissions directly emitted by the company, while scope 2 emissions correspond to indirect emissions linked to its energy consumption. Upstream scope 3 emissions are all other indirect emissions generated upstream of the production activity.

Source: MSCI, Groupama AM calculations.

### Net job creation

Average percentage of growth in number of employees over one year.

Source: MSCI, Groupama AM calculations.

### Training hours

Average number of training hours per employee per year.

Source : MSCI, Groupama AM calculations.

### Human rights policy

Proportion of portfolio made up of companies that have implemented a human rights policy.

Source : MSCI, Groupama AM calculations.

### Independence of directors

Proportion of portfolio made up of companies in which independent directors form a majority on the Board of Directors or Supervisory Board.

Source: MSCI, Groupama AM calculations.

## Data source

© 2026 Morningstar. All rights reserved. The information, data, analysis and opinions contained herein (1) include proprietary information of Morningstar, (2) may not be copied or redistributed, (3) do not constitute investment advice offered by Morningstar, (4) are provided for information purposes only and, as such, do not constitute an offer to buy or sell any security, and (5) are not guaranteed to be correct, complete or accurate. Morningstar shall not be liable for any business decisions, damages or other losses caused by or related to such information, intelligence, analyses or opinions or their use.

## Management constraints

The Fund may invest in issuers with a minimum long-term Investment Grade rating, and up to 20% in high-yield (speculative) or unrated issuers. The proportion of investments in fixed-income products will range from 0 to 110% of net assets. It may invest up to a maximum of 50% of its net assets in Additional Tier1 bonds or contingent convertible bonds (Coco Bonds). The fund may invest up to 50% of its net assets in preferred shares and up to 10% of its net assets in traditional equities. The Fund's equity exposure will not exceed 50% of its net assets.

## Historical modifications of the benchmark (10 years)

31/05/2017 - 28/11/2024	Euribor 3 Mois capitalisé +3%
28/11/2024 - 10/12/2024	40% ICE BofA Contingent Capital Index (hedged to EUR) 60% ICE Euro Financial*
10/12/2024	40% ICE BofA Contingent Capital Index 60% ICE BofA Euro Financial

## Disclaimer

This document is intended for information purposes only.

Groupama Asset Management and its subsidiaries accept no liability for any alteration, deformation or falsification of this document.

Any unauthorized modification, use or distribution, in whole or in part, in any manner whatsoever, is prohibited.

Past performance is not a reliable indicator of future performance.

Before investing, investors should read the fund's prospectus or key information document (KID). These and other periodic documents may be obtained free of charge on request from Groupama AM or at [www.groupama-am.com](http://www.groupama-am.com). The information contained in this publication is based on sources we consider reliable, but we do not guarantee its accuracy, completeness, validity or timeliness.

This non-contractual document does not constitute a recommendation, a solicitation of an offer, or an offer to buy, sell or arbitrage, and should not be interpreted as such.

The sales teams of Groupama Asset Management and its subsidiaries are at your disposal to help you obtain a personalized recommendation.

In Switzerland, the representative is ACOLIN Fund Services AG, Leutschenbachstrasse 50, CH-8050 Zurich, and the paying agent is Banque Cantonale de Genève, quai de l'Île 17, CH-1204 Geneva. The prospectus, basic information sheets resp. key investor information, regulations, annual and semi-annual reports can be obtained free of charge from the representative. Historical performance is not an indicator of current or future performance. Performance data do not take into account commissions, fees or redemptions.