

Inflation-linked

ISIN Code : LU1717592346

Marketing communication

# GROUPAMA GLOBAL INFLATION SHORT DURATION IC

Sub-fund of the Luxembourg SICAV Groupama Fund

April 2026

Data as of

30/04/2026

## Total net assets

155,85 M €

## NAV per share

1 090,37 €

## Risk Return

Lower risk

1

2

3

4

5

6

7

Higher risk

Potentially lower return

This indicator represents the risk profile displayed in the KID. The risk category is not guaranteed and may change during the month.

Potentially higher return

## Recommended holding period

1 years

3 years

5 years

## Characteristics

Ticker Bloomberg	GFGBICE LX
Benchmark	Bloomberg World Government Inflation-Linked Bond 1-5 ans (couvert en euros)
SFDR classification	Article 8
Sub-fund inception date	07/12/2017
Unit inception date	07/12/2017
Reference currency	EUR
PEA	No
PEA-PME	No

## Fees

Maximum subscription fees	2,00%
Maximum redemption fees	-
Maximum direct management fees	0,50%
Maximum indirect management fees	0,00%
Operating fees and other services	-
Performance fee	10% of performance exceeding the benchmark index

Morningstar rating

(Data as of 31/03/2026)



Category " EAA Fund Global Inflation-Linked Bond - EUR Hedged"

SFDR 8

## Investment team

François FREYSSINIER Damien TEULON  
Julien MOUTIER

## Terms and conditions

Valuation frequency	Daily
Type of share	Accumulation
Minimum initial subscription :	150 000,00 €
Centralisation cut-off time	12:00, Luxembourg
Type of NAV per share	unknown
Payment	D+2
Transfer agent	CACEIS BANK, Luxembourg branch

The methods for calculating outperformance are specified in the fund's prospectus, which is available on the Groupama AM website

# GROUPAMA GLOBAL INFLATION SHORT DURATION IC

Inflation-linked

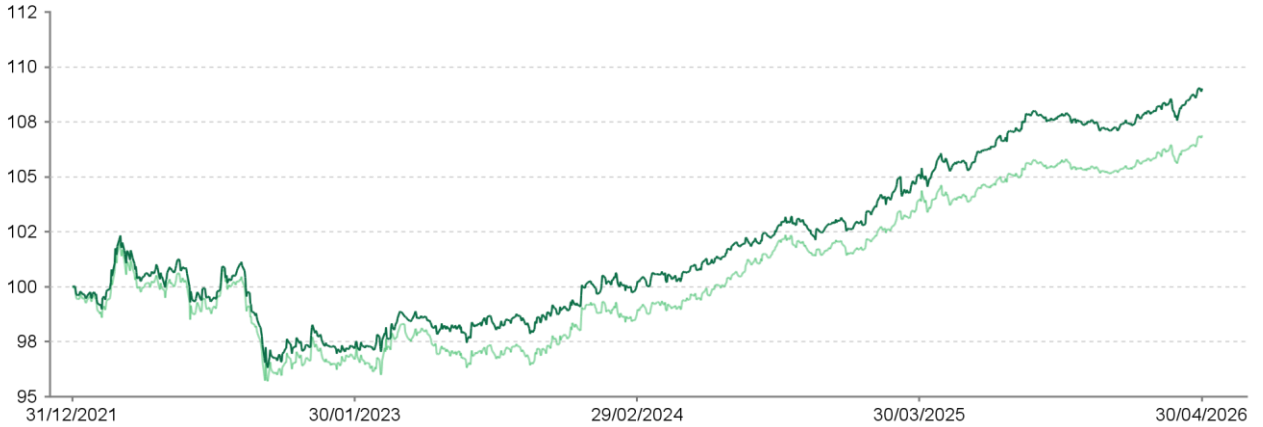
Data as of

30/04/2026

GROUPAMA GLOBAL INFLATION SHORT DURATION IC

BLOOMBERG WORLD GOVERNMENT INFLATION-LINKED BOND 1-5 ANS (COUVERT EN EUROS)

## Returns since the inception (on a basis of 100)



Past performance does not predict future returns and may vary over time.

Source : Groupama AM

## Net cumulative returns in %

	YTD	1 month	3 months	1 year	3 years	5 years	10 years
Since	31/12/25	31/03/26	30/01/26	30/04/25	28/04/23	-	-
Fund	<b>1,68</b>	<b>0,83</b>	<b>1,11</b>	<b>2,79</b>	<b>10,60</b>	-	-
Benchmark	1,54	0,79	1,05	2,19	9,17	-	-
Excess return	0,14	0,04	0,05	0,60	1,42	-	-

## Net annual returns in %

	2025	2024	2023	2022	2021	2020	2019	2018	2017	2016
Fund	<b>4,23</b>	<b>2,74</b>	<b>2,96</b>	<b>-2,74</b>	-	-	-	-	-	-
Benchmark	3,53	2,51	2,83	-3,53	-	-	-	-	-	-
Excess return	0,70	0,23	0,13	0,79	-	-	-	-	-	-

Source : Groupama AM

## Risk analysis

	1 year	3 years	5 years	10 years
Volatility	1,49%	1,98%	-	-
Benchmark volatility	1,25%	1,93%	-	-
Tracking Error (Ex-post)	0,50	0,73	-	-
Information Ratio	1,21	0,67	-	-
Sharpe Ratio	0,53	0,23	-	-
correlation coefficient	0,95	0,93	-	-
Beta	1,13	0,96	-	-

Source : Groupama AM

## Main risks related to the portfolio

Risk of capital loss

Interest rate risk

Credit risk

Counterparty risk

Sustainability risk

# GROUPAMA GLOBAL INFLATION SHORT DURATION IC

Inflation-linked

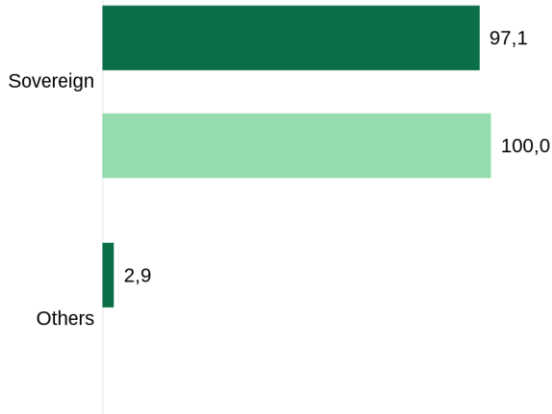
Data as of 30/04/2026

## UCI profile

Number of holdings	51	Yield to maturity	3,8%
Number of issuers	11	Modified duration	3.1
Portfolio average rating	AA-	Duration	3.1
		Credit derivatives (in %)	0,00%

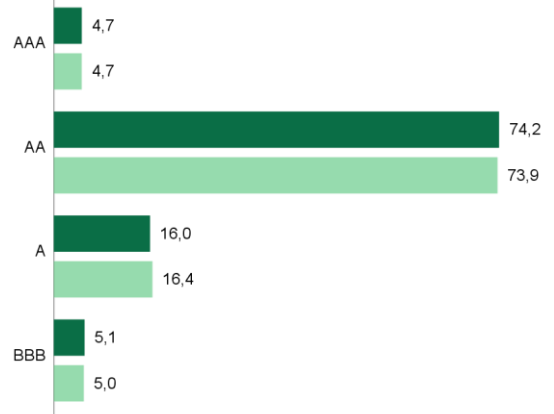
### GROUPAMA GLOBAL INFLATION SHORT DURATION IC

#### Breakdown by type of issuer (as % of assets, excluding liquidity)

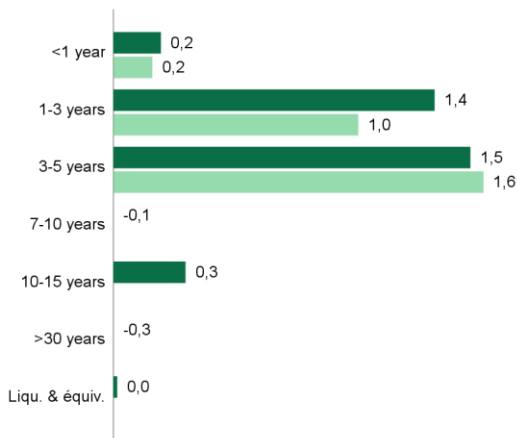


### BLOOMBERG WORLD GOVERNMENT INFLATION-LINKED BOND 1-5 ANS (COUVERT EN EUROS)

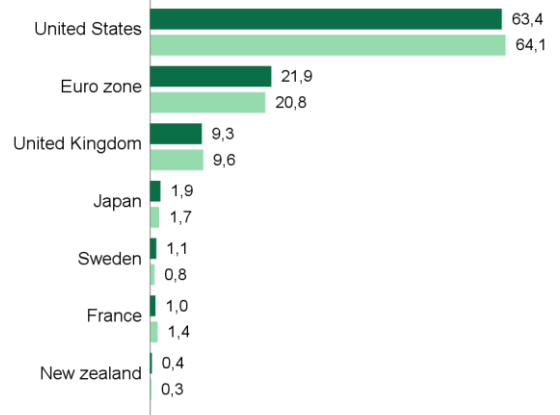
#### Breakdown by rating (in % of assets, excluding liquidity)



#### Modified duration breakdown by maturity



#### Indexation zone breakdown (in % of the Fixed Income part, excluding liquidity)



#### Top ten holdings in the portfolio (in % of assets)

	Country	Sector	% of the asset
TII 0 3/4 07/15/28	United States	Gouvernement	5,4%
TII 3 7/8 04/15/29	United States	Gouvernement	5,2%
TII 1 1/4 04/15/28	United States	Gouvernement	5,1%
TII 0 1/8 07/15/30	United States	Gouvernement	4,3%
TII 3 5/8 04/15/28	United States	Gouvernement	4,1%
TII 2 1/2 01/15/29	United States	Gouvernement	4,1%
TII 1 3/4 01/15/28	United States	Gouvernement	4,0%
TII 2 3/8 10/15/28	United States	Gouvernement	4,0%
TII 0 1/4 07/15/29	United States	Gouvernement	3,8%
TII 1 5/8 04/15/30	United States	Gouvernement	3,8%
<b>Total</b>			<b>43,8%</b>

# GROUPAMA GLOBAL INFLATION SHORT DURATION IC

Inflation-linked

Data as of

30/04/2026

Source : Groupama AM

## Data source

© 2026 Morningstar. All rights reserved. The information, data, analysis and opinions contained herein (1) include proprietary information of Morningstar, (2) may not be copied or redistributed, (3) do not constitute investment advice offered by Morningstar, (4) are provided for information purposes only and, as such, do not constitute an offer to buy or sell any security, and (5) are not guaranteed to be correct, complete or accurate. Morningstar shall not be liable for any business decisions, damages or other losses caused by or related to such information, intelligence, analyses or opinions or their use.

## Historical modifications of the benchmark (10 years)

07/03/2018 - 30/12/2021

Eonia Capitalised

30/12/2021

Bloomberg World Government Inflation-Linked Bond 1-5 ans (couvert en euros)

## Disclaimer

Marketing communication.

Groupama Asset Management accepts no responsibility for any alteration, distortion or falsification of this document. Any unauthorised modification, use or distribution thereof, in whole or in part, in any manner whatsoever, is prohibited.

Past performance is no guarantee of future performance and is not constant over time.

Information on sustainability is available on the website [www.groupama-am.com](http://www.groupama-am.com), on the "Groupama AM, our commitment" page.

Under no circumstances does this non-contractual document constitute a recommendation or personalised investment advice and should in no case be interpreted as such.

The investment presents a risk of capital loss. This investment involves a number of risks, including the risk of capital loss.

Before investing, investors should read the SICAV's prospectus or key information document (KID).

These documents are available free of charge upon request from Groupama AM or at [www.groupama-am.com](http://www.groupama-am.com).

Sub-fund of GROUPAMA FUND Open-ended investment company (SICAV) under Luxembourg law in the form of a public limited company - domiciled at 5 allée Scheffer - L-2520 Luxembourg. It is approved by the Commission de Surveillance du Secteur Financier (CSSF) and governed by the provisions of Part I of the Law of 17 December 2010, in accordance with Directive 2009/65/EC of the European Parliament and of the Council of 13 July 2009.

The SICAV's representative in France is CACEIS, 89-91 rue Gabriel Péri, 92190 Montrouge, France.

Not all sub-funds of the SICAV will necessarily be registered or authorised for sale in all jurisdictions or be available to all investors. The Management Company may decide at any time to discontinue marketing the Sub-fund in one or more jurisdictions.

Access to the products and services presented may be subject to restrictions for certain individuals or countries. Tax treatment depends on each individual's circumstances.

Spain: The Prospectus and the Key Information Document available in Spanish and the annual and semi-annual reports can be obtained from Groupama Asset Management SA sucursal en España, Paseo de la Castellana 95 28 Torre Europa, Madrid, registered under number 5 in the SGIIC register of the CNMV or at [www.groupama-am.com/es](http://www.groupama-am.com/es).

Italy: the Prospectus and the Key Information Document available in Italian and the annual and semi-annual reports can be obtained from Groupama AM succursale italiana, Via di Santa Teresa 35, Roma or at [www.groupama-am.fr/it](http://www.groupama-am.fr/it).

Switzerland: the SICAV complies with Swiss law on distribution to qualified investors in Switzerland. The local Representative is ACOLIN Fund Services AG, Leutschenbachstrasse 50, CH-8050 Zurich and the Paying Agent for Sub-Funds registered for public offering in Switzerland is Banque Cantonale de Genève, Quai de l'Île, CH-1204 Geneva. This document may be published, transmitted or distributed, but does not constitute an offer to the public in Switzerland. Recipients of this document in Switzerland must not pass it on to a third party without first consulting their legal advisor or other professional advisor or representative.

Germany: the Prospectus and the Key Information Document available in German and the current annual and semi-annual reports can be obtained from CACEIS Germany, Lilienthalallee 36, 80939 Munich, Germany.

Portugal: the Prospectus and the Key Information Document available in Portuguese and the current annual and semi-annual reports can be obtained from Bancobest, rue Castilho 26, Piso 2, 1250-069 Lisbon, Portugal.

Netherlands: the Prospectus and the Key Information Document available in Dutch and the current annual and semi-annual reports can be obtained from Groupama AM.